

2023 Barnesville Trojans

Football 13-1



Mid-Northwest (HOL North) District Champions

Section 8AA Champions

State AA Runner UP

Name: Peyton Amundson

Parents name: Alicia and Scott

Number of years lettered: 3

Positions played: Running back, Defensive End, linebacker, tight end, kicker, punter, defensive tackle

Favorite football memory: Winning State

What are you going to miss next year: Bus rides

Advice for younger players: It goes by fast so have fun while your doing it

Future plans: Attend UND for business

Offensive Stats: 6 rushes for 77 yards, 1 TD scored. 13 receptions for 257 yards and 3 TD's. 4TD's scored, 2 - 2 point conversions scored 28 total points. 83 kickoffs for 2,455 yards a 41.6 yard avg. 5 punts for 194 yards a 38.8 yard average.

Defensive Stats: 57 solo tackles, 97 assisted tackles, 26 tackles for loss, 4 fumbles caused, 3 recovered fumbles, 8 sacks, 12 tackles on kicks - career defensive points scored 418.

Awards won: 2021, 2022, 2023 All Academic Team, 2022 Most Improved, 2022 Rookie of the Year, 2022 Most Valuable Defensive Lineman, 2022 MVP Defense, 2022 All District, 2022 All Section, 2023 Most Valuable Defensive Lineman, 2023 Most Valuable Defensive Player, 2023 12th grade Ironman Winner, 2023 All District, 2023 HM All Section, 2023 Co-Most Valuable Defensive Lineman in District, 2023 Craig Olson Athlete of the Week



Name: Hunter Blilie

Parents name: Cory and Amber Blilie

Number of years lettered: 3

Positions played: Running back, linebacker and offensive guard

Favorite football memory: When Michael Atteberry bought a dog bed at home depot and slept on it


What are you going to miss next year: being with teammates

Advice for younger players: work hard and study film

Future plans: something in plumbing

Offensive Stats: 12 rushes for 46 yards, a 3.8 yard average. 1 rushing TD.

Defensive Stats: 14 solo tackles, 34 assisted tackles, 6 tackles for loss, 1 quarterback sack, 7 tackles on kicks - career defensive points scored 113



Name: Zachary Bredman

Parents name: Dion and Angie Bredman

Number of years lettered: 3

Positions played: Quarterback, Free Safety and Long Snapper

Favorite football memory: winning state championship

What are you going to miss next year: Friendships

Advice for younger players: Don't take anything for granted

Future plans: Undecided

Offensive Stats: 174 carries for 801 yards. 4.6 yards per rush. 4 fumbles and 11 rushing TD's. Passing - 85 out of 146 attempts for 58.2% completion percentage. 1651 yards passing, 27 touchdowns thrown and 5 interceptions. Scoring 11 td's rushed, 13 - 2 point conversions, 92 points scored.

Defensive Stats: 1 solo tackle, 4 assisted tackles, 2 tipped passes, career defensive points scored is 9

Awards won: 2022 Most Improved Football Player, 2022 All Section Team, 2023 Most Valuable Offensive Back, 2023 Most Valuable Teammate, 2023 Most Valuable Offensive Player, 2023 Team MVP, 2023 All District, 2023 All Section, 2023 MSHSL Most Valuable Teammate



Name: Isaac Dodge

Parents name: Jamie Baseman and Chris Dodge

Number of years lettered: 2

Positions played: outside linebacker

Favorite football memory: staying at the hotel during state football and practices during state at NDSU

What are you going to miss next year: everything

Advice for younger players: enjoy every minute

Future plans: help coach next year or play at MSUM

Defensive Stats: 2 solo, 3 assisted tackles, 1 tackle on kick - defensive points scored is 12



Name: Tyler Drees

Parents name: Stacy Drees and Mike Drees

Number of years lettered: 3

Positions played: guard, tackle, defensive tackle and defensive end

Favorite football memory: bus rides

What are you going to miss next year: playing with all my friends every day

Advice for younger players: just stick with it, doesn't matter how hard it gets, just stick with it and it will be okay

Future plans: going to college for athletic training

Awards won: 2023 Honorable Mention All District



Name: Levi Eickenbrock

Parents name: Michelle and Jay Eickenbrock

Number of years lettered: 3

Positions played: Linebacker, Offensive Guard

Favorite football memory: Playing in US Bank Stadium

What are you going to miss next year: The trips to Minneapolis with the boys

Advice for younger players: Stay in the weight room

Future plans: Attending UND for aviation

Offensive Stats: 1 Kickoff return for 5 yards

Defensive Stats: 29 solo tackles, 59 assisted tackles, 6 tackles for loss, 2 fumbles caused, 3 recovered fumbles, 2.5 sacks, 14 tackles on kicks - career defensive points scored is 227



Name: Nate Huesman

Parents name: Mark and Miranda Huesman

Number of years lettered: 3

Positions played: Running back and Safety

Favorite football memory: winning state

What are you going to miss next year: playing football with my friends

Advice for younger players: get in the weight room

Future plans: go to college for business/marketing

Offensive Stats: 7 carries for 29 yards, a 4.1 yard average. 1 - 2 point conversion scored, 2 points scored.

Defensive Stats: 2 solo tackles, 6 assisted tackles, 1 tipped pass, 1 interception, 1 tackle on kick, career defensive points scored is 21

Awards won: 2021, 2022, 2023 All Academic Team



Name: Justin Krueger

Parents name: Kent Krueger and Amanda Christensen

Number of years lettered: 4

Positions played: center, defensive line, field goal kicker

Favorite football memory: after game meals

What are you going to miss next year: the relationships I've made with teammates and coaches.

Advice for younger players: Get in the weight room!!

Future plans: attend NDSCS and maybe play football

Offensive Stats - 1 extra point kicked and made - 1 career point scored

Defensive Stats: 23 solo tackles, 49 assisted tackles, 10 tackles for loss, 4 quarterback sacks, career defensive points scored is 154

Awards won: 2021 Rookie of the Year, 2022 Honorable Mention All Section, 2023 All District, 2023 All Section, 2023 Most Valuable Offensive Lineman of District



Name: Ethan Larson

Parents name: Bryan and Nicole Larson

Number of years lettered: 4

Positions played: Defensive end, tight end, running back, fullback, linebacker, corner, safety, punter

Favorite football memory: winning state my junior year

What are you going to miss next year: The brotherhood of the team

Advice for younger players: enjoy it, play every play like it could be your last

Future plans: college undecided to study finance

Offensive Stats: 123 carries for 1022 yards, an 8.3 yard average. 2 fumbles, 18 rushing TD's, 21 total TD's scored, 6 - 2 point conversions scored, scored a total of 138 points. 6 receptions for 91 yards and 1 TD scored. 16 kickoff return for 309 yards and 1 TD scored. 10 punts for 357 yards a 35.7 yard average

Defensive Stats: 69 solo tackles, 79 assisted tackles, 14 tackles for loss, 3 tipped passes, 2 caused fumbles, 1 fumble recovery, 3 interceptions, 2 quarterback sacks, 12 tackles on kicks, career defensive points scored is 392

Awards won: 2020 Practice Player of the Year, 2021, 2022, 2023 All Academic Team, 2023 Trojan Pride, 2023 Most Valuable Offensive Back, 2023 Most Valuable Teammate, 2023 All District,



Name: Christian Lien

Parents name: Sara and Jason Lien

Number of years lettered: 3

Positions played: Tight End, guard, tackle, defensive end

Favorite football memory: traveling with all my friends

What are you going to miss next year: Being on a team with my friends

Advice for younger players: work as hard as you can

Future plans: Department of Natural Resources

Defensive Stats: 10 solo tackles, 13 assisted tackles, 6 tackles for loss, 1 fumble recovery, 4 quarterback sacks, 1 tackle on kick, career defensive points scored 77



Name: Asher O'Brien

Parents name: Tayra and Dennis O'Brien

Number of years lettered: 3

Positions played: Corner, running back, punt returner, kick returner

Favorite football memory: winning state championship

What are you going to miss next year: bus rides

Advice for younger players: don't end on a loss

Future plans: undecided

Offensive Stats: 53 carries for 396 yards a 7.5 yard average. 1 fumble and 6 TD's scored rushing. 5 receptions for 70 yards. 19 punt returns for 414 yards and 4 td's scored. 34 yards on 2 Kick off returns. 10 td's scored, 3 - 2 point conversions 66 points scored in career.

Defensive Stats: 37 solo tackles, 31 assisted tackles, 4 tackles for loss, 3 tipped passes, 1 caused fumble, 3 interceptions, 12 tackles on kicks - career defensive points scored is 208

Awards won: 2023 Most Valuable Defensive Back, 2023 Most Valuable Special Teams Player, 2023 All District, 2023 All Section, 2023 District Most Valuable Defensive Back of the Year, 2023 All Academic Team



Name: Dovante Russell

Parents name: Kristi Hjelseth

Number of years lettered: 1

Positions played: running back, defensive back and special teams

Favorite football memory: listening to music after winning games with the team

What are you going to miss next year: all the compliments from parents

Advice for younger players: watch a lot of film

Future plans: trade school for electrical technology and construction

Offensive Stats: 7 carries for 66 yards a 9.4 yard average

Defensive Stats: 2 solo tackles, 8 assisted tackles, 9 tackles on kicks, defensive points scored is 41



Name: Avery Schroeder

Parents name: Josh and Mari Schroeder

Number of years lettered: 3

Positions played: running back and defensive back

Favorite football memory: going to US Bank stadium with teammates

What are you going to miss next year: making memories and the relationships with teammates

Advice for younger players: It might be hard now, but in the end you do it for yourself and your brothers

Future plans: go to UND for Physical Therapy

Offensive Stats: 10 carries for 105 yards, a 10.5 yard average. 2 rushing TD's scored. Career 3 TD's scored (1 interception return for TD) 18 career points scored.

Defensive Stats: 13 solo tackles, 19 assisted tackles, 1 tackle for loss, 2 tipped passes, 1 fumble recovery, 2 interceptions, 11 tackles on kicks, career defensive points scored is 102



Name: David Spillum

Parents name: Daryl and Mary Spillum

Number of years lettered: 3

Positions played: Running back and defensive end, special teams

Favorite football memory: playing "Among Us" on the bus

What are you going to miss next year: Hearing the coaches jokes

Advice for younger players: take pride in your position/job

Future plans: Become a diesel mechanic

Offensive Stats: 20 carries for 282 yards, a 14.1 yard average, 4 rushing TD's scored. Scoring 24 career points scored.

Defensive Stats: 9 solo tackles, 8 assisted tackles, 1 tackle for loss, 7 tackles on kicks, career defensive points scored is 58

Awards won: 2023 Practice Player of the Year



Name: Noah Stanford

Parents name: Gina and Jerry Stanford

Number of years lettered: 3

Positions played: Offensive tackle, linebacker, running back, defensive back, tight end, defensive end, defensive tackle

Favorite football memory: John yelling he's going to shove a zebra cake down my throat

What are you going to miss next year: playing football with my friends and winning with the boys


Advice for younger players: play your heart out working in the off season, because you will never get that time back

Future plans: Attend NDSU for food science

Offensive Stats: 2 carries for 33 yards, a 16.5 yard average. 2 career rushing TD's, 12 career points scored.

Defensive Stats: 17 solo tackles, 31 assisted tackles, 4 tackles for loss, 16 tackles on kicks, career defensive points scored is 138.

Awards won: 2021, 2022, 2023 All Academic Team, 2023 Most Improved Football Player, 2023 Honorable Mention All District



Name: Jay Tschumperlin

Parents name: Gary and Tara Tschumperlin

Number of years lettered: 3

Positions played: Defensive End and Tight End

Favorite football memory: coming from behind in the state semi final and winning

What are you going to miss next year: the memories

Advice for younger players: Have fun while it lasts

Future plans: Undecided

Offensive Stats: 1 career reception for 38 yards, 3 kickoffs for 106 yards a 35.3 yard average. 3 extra point attempts, made 1 - scored 7 points in career (1 defensive td)

Defensive Stats: 18 solo tackles, 39 assisted tackles, 12 tackles for loss, 2 caused fumbles, 3 recovered fumbles, 2 quarterback sacks, 3 tackles on kicks, career defensive points scored is 151

Awards won: 2023 All Section



Name: Lexi Zander

Parents name: Chad and Cindy Zander

Number of years lettered: 2

Favorite football memory: the hotel cookies and our inside jokes

Person I admire the most and why: Addy Barnes, she has the best tally marks

Favorite Quote: If you can't change it, change the way you think about it

Future plans: Plan to attend SDSU and major in nursing



Individual Awards from the district voted on by coaches of the district. Awards are not in yet but please stand and be recognized.

Mid-Northwest HOL North - District Most Valuable Defensive Lineman of the Year

Peyton Amundson/Justin Jacobson

Mid-Northwest HOL North - District Most Valuable Defensive Back of the Year

Asher O'Brien

Midwest District Most Valuable Offensive Lineman

Justin Krueger

All Section 8AA Team

Zachary Bredman, Jay Tschumperlin, Gannon Bolgrean, Collin Morey, Justin Krueger, Asher O'Brien

Honorable Mention All Section

Peyton Amundson, Nick Robideau, Jack Maesse

Midwest District All Academic Team - Overall GPA over 3.7

Noah Stanford, Peyton Amundson, Nate Huesman, Ethan Larson, Asher O'Brien, Nick Robideau, Jack Maesse, Gannon Bolgrean, Jack Bredman, Cameron Halverson, Cody Mostue

Craig Olson Athlete of the Week -

Peyton Amundson - 11/20/23

Major Ness - 9/26/23

MSHSL Most Valuable Teammate - Zachary Bredman

9/10 grade

Most Valuable Player - Jacob Strand

Hardest Worker - Eli Amundson

Best Teammate - Landen Hartog

JV

Most Valuable Player - Connor Klemin

Hardest Worker - Alex Fronning

2023

Barnesville Trojan Award Winners

Practice Player of the Year	David Spillum/Kash Tuel
Trojan Pride	Ethan Larson
Most Improved Football Player	Noah Stanford
Rookie of the Year Award	Cameron Halverson
Most Valuable Offensive Lineman.....	Nick Robideau
Most Valuable Offensive Back	Zachary Bredman/Ethan Larson
Most Valuable Defensive Lineman	Peyton Amundson
Most Valuable Defensive Back	Asher O'Brien
Most Valuable Linebacker	Nick Robideau
Most Valuable Special Teams	Asher O'Brien
Most Valuable Teammate	Zachary Bredman/Ethan Larson
Most Valuable Offensive Player	Zachary Bredman
Most Valuable Defensive Player	Peyton Amundson
Most Valuable Player.....	Zachary Bredman
9th Grade Ironman Champion	Michael Connelly
10 th Grade Ironman Champion.....	Cameron Halverson
11 th Grade Ironman Champion.....	Jack Maesse
12 th Grade Ironman Champion.....	Peyton Amundson
Overall Ironman Champion.....	Cameron Halverson 171 points

Mid-Northwest HOL North District - All District

Peyton Amundson, Ethan Larson, Justin Krueger, Nick Robideau, Asher O'Brien, Zachary Bredman

Honorable Mention All District

Major Ness, Noah Stanford, Cameron Halverson, Tyler Drees

Iron Man

2024								
Name	Height	Weight	Bench Press 2pts each 5lbs over wgt	Pull ups 1 pt Each	30 Sec Dummy Jumps 1 pt Each	40 yd Dash	400	Total
Amundson, Peyton, 2020	5'9	139	140	8				8
2021	6'0	170	185	9	59	5.09	69	97
2022	6'0	180	245	16	64	4.98	60	134
2023	6'2	195	285	21	73	4.84	65	157
Blilie, Hunter, 2020	5'7	128			43	5.33	79	55
2021	5'10	145	145	10	45	5.26	68	58
2022	5'10	160	180	14	54	5.19	69	98
2023	6'0	180	235	11	59	4.97	73	113
Bredman, Zach 2019	5'3	95	70	7	59	5.97	77	73
2020	5'7	134	105	10	56	5.15	69	85
2021	5'10	130	125	15	60	5.21	63	97
2022	5'10	135	135	23	59	4.98	62	107
2023	6'0	150		16	69	4.88	61	111
Dodge, Isaac 2020	5'11	135	115	8	52	5.11	76	76
2023	6'1	140	145	8	54	5.0	81	80
Drees, Tyler, 2020	5'10	158	145	7	43	5.71	83	56
2021	5'11	165	140	10	53	5.34	72	79
2022	6'1	170	205	12	62	5.16	75	106
2023	6'1	190	265	12	52	5.22	69	115
Eickenbrock, Levi, 2020	5'10	128	125	9	39	5.7	84	53
2021	6'0	145	160	11	55	5.37	76	88
2022	6'0	150	205	14	57	5.12	69	115
2023	6'2	155	195	12	62	5.33	70	109
Huesman, Nathaniel 2020	5'8	118	90	3	33	6.29	82	37
2021	5'8	125	105	8	56	5.61	74	76
2022	5'9	145	150	7	60	5.3	72	87
2023	5'11	150	155	7	60	5.52	79	81
Krueger, Justin 2019	5'7	200	185	1	42	6.12	103	44
2020	5'10	238	255	2	36	5.93	89	49
2021	5'10	265	295	2	44	5.78	105	65
2022	5'10	265	335	3	53	5.38	109	102
2023	6'0	250	370	8	55	5.29	87	123
Larson, Ethan 2019	5'11	150	155	7	46	5.49	76	70
2020	6'0	169	200	9	47	4.98	70	91
2021	6'2	180	255	9	57	4.71	66	123
2022	6'1	190	275	12	64	4.69	63	140
2023	6'2	200	275	11	61	4.77	69	128
Lien, Christian 2020	5'9	153	175	57	49	5.48	82	74
2021	5'11	160	175	10	50	5.35	79	80
2022	6'0	175	245	12	58	5.29	72	117
2023	6'1	180	245	13	59	5.13	70	119
O'Brien, Asher 2020	5'5	108	115	11	41	5.46	75	69
2021	5'9	120	140	15	55	5.06	73	98
2022	5'9	130	165	18	57	4.84	71	113
2023	5'10	140	175	19	62	4.73	80	115
Russell, Dovante 2020	5'5	128	115	7	43	5.58		57
2023								
Schroeder, Avery 2020	5'6	133	135	8	52	5.7	77	69
2021	5'8	145	160	8	62	5.21	72	95
2022	5'8	150	220	20	60	5.12	64	132
2023	5'9	155	250	22	65	4.97	65	151
Spillum, David 2020	6'0	144	135	9	54	4.73	64	89
2021	6'0	150	145	11	61	4.83	59	99
2022	5'11	155	185	12	65	4.8	58	118
2023	6'1	160	215	15	64	4.79	59	131
Stanford, Noah 2020	5'7	131	120	9	54	5.62	77	73
2021	5'11	150	150	8	58	5.32	67	85
2022	5'11	170	205	12	62	5.16	67	111
2023	6'1	190	275	13	67	4.95	64	140
Tschumperlin, Jay 2020	5'10	151	125	8	41	5.14	73	66
2021	6'0	160	145	10	53	5.13	64	85
2022	6'0	180	145	10	56	5.15	68	86
2023	6'1	185	165	13	59	5.01	67	94

Iron Man

2025								
Name	Height	Weight	Bench Press 2pts each 5lbs over wgt	Pull ups 1 pt Each	30 Sec Dummy Jumps 1 pt Each	40 yd Dash	400	Total
Bolgrean, Gannon 2021	5'7	130	150	13	66	5.45	67	107
2022	5'10	150	220	18	69	5.05	65	140
2023	6'1	175				4.98	58	
Bredman, Jack 2021	5'11	140	135	10	57	5.28	72	84
2022	6'0	150	160	13	64	5.12	64	105
2023	6'0	165	200	12	64	5.02	65	115
Christiansen, Riley 2021	6'2	165	145	2	40	5.47	89	50
2022	6'3	175	150	3	41	5.46	88	52
Dorton, Alex 2021	5'9	150						0
2022	5'10	155	145	5	54	5.27	74	75
2023	5'11	170	185	7	63	5.19	71	96
Olgeirson-Gehrig, Terrance 2021	6'1	265	115	0	23	6.93	120	23
2022	6'1	270	135	1	28	6.77	135	29
2023	6'3	275	225	0	27	6.3	113	27
Kent, Aiden 2021	6'1	195	165	4	43	5.82	89	51
2022	6'1	210	265	8	43	5.37	76	89
2023	6'2	220	315	8	50	5.13	85	109
Maesse, Jack 2021	6'0	165	205	10	40	5.33	72	84
2022	6'2	175	235	13	61	5.02	72	119
2023	6'3	195	275	13	59	4.89	68	129
Mason, Brendon 2022	5'11	140	85	2	39	5.44	72	56
Morey, Collin 2021	5'7	165	175	4	44	5.83	94	58
2022	5'8	150	185	7	56	5.28	78	93
2023	5'10	175	245	10	inj	4.96	inj	53
Nosal, Brady 2021	5'9	115	105	8	57	5.02	72	84
Randklev, Brendon 2021	5'11	150	95	1	48	5.52	91	56
2022	6'0	155	130	0	52	5.15	72	70
Robideau, Nick 2021	5'10	165	215	10	53	5.14	70	104
2022	5'10	185	265	14	64	5.09	67	134
2023	6'0	195	290	6	59	4.93	72	125
Thorkelson, Brenden 2021	6'0	195	135	1	44	5.93	82	49
2022	6'2	165	165	6	53	5.46	68	76
2023	6'3	185	200	11	58	5.02	65	100
Tuel, Kash 2021	5'7	185	120	2	49	5.89	93	55
2022	5'8	200	135	2	50	5.46	90	60
2023	5'9	215	145	1	51	5.95	90	55
Zajac, Isaiah 2021	6'2	155	125	4	injured	6.07	93	8
2022	6'2	155	155	6	47	5.13	82	65
2023	6'3	165	200	8	57	5.12	73	98

2026

1

Iron Man

2027								
Name	Height	Weight	Bench Press 2pts each 5lbs over wgt	Pull ups 1 pt Each	30 Sec Dummy Jumps 1 pt Each	40 yd Dash	400	Total
Amundson, Eli, 2023	5'10	155	175	5	57	5.04	66	94
Barton, Brandon, 2023	5'5	210	120	0	25	6.69	145	25
Connelly, Michael, 2023	5'10	155	175	13	57	4.93	63	105
Dah, Landon, 2023	5'9	130	95	4	53	5.4	74	71
Dunham, Brayden, 2023	5'11	145	125	8	44	5.28	73	68
Dukek, Martin, 2023	6'1	265	130	0	40	6.51	104	40
Grommesh, Collin, 2023	5'9	140	95	0	50	6.26	80	53
Hanson, Hans, 2023	6'1	260	115	0	29	6.3	116	29
Hauck, Chase, 2023	5'3	105	105	6	62	5.41	75	81
Haycraft, Charlie, 2023	6'0	150	95	0	51	5.7	78	60
Poepping, Jaron, 2023	5'3	110	95	3	31	6.28	95	34
Stevens, Brayden, 2023	5'7	175	110	1	35	6.42	104	36
Strom, Parker, 2023	6'2	175	135	4	53	5.25	65	78
Thorkildson, Owen, 2023	6'3	190	200	1	44	5.27	70	69

Iron Man

[illegible]

Iron Man - Over all team

First	Last	Height	Weight	Bench Press 2pts each 5lbs over wgt	Pull ups 1 pt Each	30 Sec Dummy Jumps 1 pt Each	40 yd Dash	400	Total	2022
Cameron	Halverson	5'10	185	315	22	69	4.87	63	171	143
Peyton	Amundson	6'2	195	285	21	73	4.84	65	157	134
Avery	Schroeder	5'9	155	250	22	65	4.97	65	151	132
Noah	Stanford	6'1	190	275	13	67	4.95	64	140	111
David	Spillum	6'1	160	215	15	64	4.79	59	131	118
Jack	Maesse	6'3	195	275	13	59	4.89	68	129	119
Ethan	Larson	6'2	200	275	11	61	4.77	69	128	140
Nick	Robideau	6'0	195	290	6	59	4.93	72	125	134
Justin	Krueger	6'0	250	370	8	55	5.29	87	123	102
Major	Ness	6'1	175	225	10	60	4.77	60	120	106
Christian	Lien	6'1	180	245	13	59	5.13	70	119	117
Tyler	Drees	6'1	190	265	12	52	5.22	69	115	106
Asher	O'Brien	5'10	140	175	19	62	4.73	80	115	113
Jack	Bredman	6'0	165	200	12	64	5.02	65	115	105
Hunter	Blilie	6'0	180	235	11	59	4.97	73	113	98
Zachary	Bredman	6'0	150	inj	16	69	4.88	61	111	107
Levi	Eickenbrock	6'2	155	195	12	62	5.33	70	109	115
Aiden	Kent	6'2	220	315	8	50	5.13	85	109	89
Elias	Cox	5'8	160	185	21	58	5.38	74	106	100
Michael	Connelly	5'10	155	175	13	57	4.93	63	105	
Brenden	Thorkelson	6'3	185	200	11	58	5.02	65	100	76
Connor	Klemin	6'1	165	190	11	56	5.18	68	99	81
Isaiah	Zajac	6'3	165	200	8	57	5.12	73	98	65
Alex	Dorton	5'11	170	185	7	63	5.19	71	96	75
Jay	Tschumperlin	6'1	185	165	13	59	5.01	67	94	86
Eli	Amundson	5'10	155	175	5	57	5.04	66	94	
Jacob	Strand	5'8	130	125	10	56	5.29	66	85	
Nathaniel	Huesman	5'11	150	155	7	60	5.52	79	81	87
Jack	Martin	6'0	160	inj	inj	58	5.12	61	81	96
Chase	Hauck	5'3	105	105	6	62	5.41	75	81	
Isaac	Dodge	6'1	140	145	8	54	5.0	81	80	76
Parker	Strom	6'2	175	135	4	53	5.25	65	78	
Gabe	Yeske	6'2	170	130	7	50	5.38	74	72	
Landon	Dahl	5'9	130	95	4	53	5.4	74	71	
Owen	Thorkildson	6'3	190	200	1	44	5.27	70	69	
Brayden	Dunham	5'11	145	125	8	44	5.28	73	68	
Brycen	Christopherson	6	145	inj	inj	51	5.62	75	62	
Charlie	Haycraft	6'0	150	95	0	51	5.7	78	60	
Alex	Fronning	6'2	155	145	5	35	5.17	70	59	64
Charlie	Peterson	5'8	130	110	6	46	5.53	84	59	
Kash	Tuel	5'9	215	145	1	51	5.95	90	55	60
Collin	Morey	5'10	175	245	10	inj	4.96	inj	53	93
Collin	Grommesh	5'9	140	95	0	50	6.26	80	53	
Landen	Hartog	6'0	195	160	2	38	5.52	75	52	
Atticus	Olson	6'5	200	135	0	47	5.76	96	52	
Brock	Grabow	5'4	105	80	5	45	6.16	87	51	54
Cody	Mostue	5'10	205	155	0	41	6.07	102	43	41
Jackson	Meyer	5'11	225	175	0	38	5.93	94	41	41
Martin	Dukek	6'1	265	130	0	40	6.51	104	40	
Brayden	Stevens	5'7	175	110	1	35	6.42	104	36	
Jaron	Poepping	5'3	110	95	3	31	6.28	95	34	
Hans	Hanson	6'1	260	115	0	29	6.3	116	29	
Terrance	Olgeirson-Gehrig	6'3	275	225	0	27	6.3	113	27	29
Brandon	Braton	5'5	210	120	0	25	6.69	145	25	
Carson	Smith	6'6	345	175	0	16	6.87	116	16	10
Gannon	Bolgrean	6'1	175				4.98	58		


CLASS - 2A	TEAM - Academic All-State 2023		
GOLD	Barnesville	3.43	Bryan Strand
GOLD	Saint Agnes	3.39	Sam Thompson
GOLD	Paynesville Area	3.37	Tim Patton
GOLD	Lewiston-Altura	3.34	Brent Olson
GOLD	Hawley	3.31	Peder Naatz
GOLD	St. Clair/Loyola	3.31	Dustin Bosshart
GOLD	Maple River	3.31	Dusty Drager
GOLD	Minnesota Valley Lutheran (MVL)	3.26	Jim Buboltz
SILVER	Randolph	3.20	Mike Schmidt
SILVER	Barnum	3.20	Robert Minkinen
SILVER	Warroad	3.18	Brandon Barker
SILVER	Frazee	3.15	Russ Hackel
SILVER	Eden Valley-Watkins	3.13	Adam Tri
SILVER	Chatfield	3.10	Jeff Johnson
SILVER	Rush City	3.07	Michael O'Donnell
SILVER	Crosby-Ironton	3.07	Bryan Syrstad
SILVER	Janesville-Waldorf-Pemberton	3.02	Ryan Luedtke
SILVER	NRHEG	3.01	Marc Kruger

All District	Barnesville (6) Ethan Larson, SR RB/D Payton Amundson SR TE/OE Nick Robideau, JR G/LB Zachary Bradman, SR QB Asher O'Brien SR RB/D Justin Kruiger SR OL/DL	Pelican (5) Jack Kapenga, JR RB/LB Jaredt Slez, SR OL/DL Timmy Guler, SR QB/LB Justin Jacobson, SR TDL Jack Paulson, SR RB/D	Park Rapids (4) Ryan Carroll, JR WR/DL Noah Morris, Sr QB/LB Dakota Johnson, JR OL/DL Parker Ahmer, SO LB	Frazier (3) Brady Crabtree, SR RB/SS Tyler Moss, SR RB/LB Asher Blaine Jr. TE/LB	Warroad (2) Logan Kvamlov, SR LB/OL Shamir Stricker, SR LB/OL Levi Lahn, JR WR/D	Hawley (2) Brett Stoa, SR WR/S Lucas Schenk, SR RB/D Landon Baumgartner, SO OL/DL	Rosau (1) Jordan Borowicz, FR RB/LB	Crookston (1) Antonio Romero, SR RB/OB
All District Honorable Mention	Barnesville (4) Major Ness, So RB/D Noah Stanford, SR OL/LB Cameron Halverson, So RB/DL Tyler Dress, SR OL/DL	Pelican (3) Luke Spille, SR WR/OLB Treyvon Benson, JR WR/CB Alex Tabery, SR G/DL	Park Rapids (3) Matt Johnson, Sr WR Blake Morris, Sr WR/CB Jaydon Walek, SO WR/S Adam Vigen, So DB/QB	Frazier (3) Derek Zizowb, Sr OL/DL Logan Brakke, Sr OL/DL Adam Vigen, So DB/QB	Warroad (2) Liam Grover, JR QB/S Cody Kvamlov, JR OL/DL	Hawley (2) Brett Stoa, SR WR/S Lucas Schenk, SR RB/D Landon Baumgartner, SO OL/DL	Rosau (2)	Crookston (1)
Position Awards	Barnesville Payton Amundson #34, Sr Asher O'Brien, #25, Sr Justin Kruiger #75, center	Pelican Justin Jacobson #3367, SR Jack Kapenga #4	Park Rapids Blake Morris Noah Morris Ridgely Clark Aiden Maunum Tyler Crissinger Peter Carroll Landon Strasburg Henry Johnson D'Andre Johnson Carter Hirt Corbin Schiller Wigley Clark	Frazier Jack Graham Cash Osterman Adam Vigen Asher Blaine Cade Nagel	Warroad Ben Norris Cody Kvamlov Logan Kvamlov Carter Jensen Sam Hard Liam Grover Luke Billingsley Ryan Moon	Hawley Jack Ames Payton Highness Levi Lahn Noah Nelson Liam Pederson Lucas Schenk Mark Schaler Lucas Schenk	Rosau Tucker Klien Austin Baumgartner	Crookston Ryan Lubanski Cameron Hanson
Defensive Lineman	Nathan Hussman Ethan Larson Payton Amundson Noah Stanford Asher O'Brien Gannon Bolgron Jack Massee Nick Robideau Jack Bradman Cameron Halverson Cody Mostue	Pelican Nathan Hussman Ethan Larson Payton Amundson Noah Stanford Asher O'Brien Gannon Bolgron Jack Massee Nick Robideau Jack Bradman Cameron Halverson Cody Mostue	Park Rapids Blake Morris Noah Morris Ridgely Clark Aiden Maunum Tyler Crissinger Peter Carroll Landon Strasburg Henry Johnson D'Andre Johnson Carter Hirt Corbin Schiller Wigley Clark	Frazier Jack Graham Cash Osterman Adam Vigen Asher Blaine Cade Nagel	Warroad Ben Norris Cody Kvamlov Logan Kvamlov Carter Jensen Sam Hard Liam Grover Luke Billingsley Ryan Moon	Hawley Jack Ames Payton Highness Levi Lahn Noah Nelson Liam Pederson Lucas Schenk Mark Schaler Lucas Schenk	Rosau Tucker Klien Austin Baumgartner	Crookston Ryan Lubanski Cameron Hanson
Offensive Back	Nathan Hussman Ethan Larson Payton Amundson Noah Stanford Asher O'Brien Gannon Bolgron Jack Massee Nick Robideau Jack Bradman Cameron Halverson Cody Mostue	Pelican Nathan Hussman Ethan Larson Payton Amundson Noah Stanford Asher O'Brien Gannon Bolgron Jack Massee Nick Robideau Jack Bradman Cameron Halverson Cody Mostue	Park Rapids Blake Morris Noah Morris Ridgely Clark Aiden Maunum Tyler Crissinger Peter Carroll Landon Strasburg Henry Johnson D'Andre Johnson Carter Hirt Corbin Schiller Wigley Clark	Frazier Jack Graham Cash Osterman Adam Vigen Asher Blaine Cade Nagel	Warroad Ben Norris Cody Kvamlov Logan Kvamlov Carter Jensen Sam Hard Liam Grover Luke Billingsley Ryan Moon	Hawley Jack Ames Payton Highness Levi Lahn Noah Nelson Liam Pederson Lucas Schenk Mark Schaler Lucas Schenk	Rosau Tucker Klien Austin Baumgartner	Crookston Ryan Lubanski Cameron Hanson
Line Backer	Nathan Hussman Ethan Larson Payton Amundson Noah Stanford Asher O'Brien Gannon Bolgron Jack Massee Nick Robideau Jack Bradman Cameron Halverson Cody Mostue	Pelican Nathan Hussman Ethan Larson Payton Amundson Noah Stanford Asher O'Brien Gannon Bolgron Jack Massee Nick Robideau Jack Bradman Cameron Halverson Cody Mostue	Park Rapids Blake Morris Noah Morris Ridgely Clark Aiden Maunum Tyler Crissinger Peter Carroll Landon Strasburg Henry Johnson D'Andre Johnson Carter Hirt Corbin Schiller Wigley Clark	Frazier Jack Graham Cash Osterman Adam Vigen Asher Blaine Cade Nagel	Warroad Ben Norris Cody Kvamlov Logan Kvamlov Carter Jensen Sam Hard Liam Grover Luke Billingsley Ryan Moon	Hawley Jack Ames Payton Highness Levi Lahn Noah Nelson Liam Pederson Lucas Schenk Mark Schaler Lucas Schenk	Rosau Tucker Klien Austin Baumgartner	Crookston Ryan Lubanski Cameron Hanson
Offensive Line	Nathan Hussman Ethan Larson Payton Amundson Noah Stanford Asher O'Brien Gannon Bolgron Jack Massee Nick Robideau Jack Bradman Cameron Halverson Cody Mostue	Pelican Nathan Hussman Ethan Larson Payton Amundson Noah Stanford Asher O'Brien Gannon Bolgron Jack Massee Nick Robideau Jack Bradman Cameron Halverson Cody Mostue	Park Rapids Blake Morris Noah Morris Ridgely Clark Aiden Maunum Tyler Crissinger Peter Carroll Landon Strasburg Henry Johnson D'Andre Johnson Carter Hirt Corbin Schiller Wigley Clark	Frazier Jack Graham Cash Osterman Adam Vigen Asher Blaine Cade Nagel	Warroad Ben Norris Cody Kvamlov Logan Kvamlov Carter Jensen Sam Hard Liam Grover Luke Billingsley Ryan Moon	Hawley Jack Ames Payton Highness Levi Lahn Noah Nelson Liam Pederson Lucas Schenk Mark Schaler Lucas Schenk	Rosau Tucker Klien Austin Baumgartner	Crookston Ryan Lubanski Cameron Hanson
Offensive Running Back	Nathan Hussman Ethan Larson Payton Amundson Noah Stanford Asher O'Brien Gannon Bolgron Jack Massee Nick Robideau Jack Bradman Cameron Halverson Cody Mostue	Pelican Nathan Hussman Ethan Larson Payton Amundson Noah Stanford Asher O'Brien Gannon Bolgron Jack Massee Nick Robideau Jack Bradman Cameron Halverson Cody Mostue	Park Rapids Blake Morris Noah Morris Ridgely Clark Aiden Maunum Tyler Crissinger Peter Carroll Landon Strasburg Henry Johnson D'Andre Johnson Carter Hirt Corbin Schiller Wigley Clark	Frazier Jack Graham Cash Osterman Adam Vigen Asher Blaine Cade Nagel	Warroad Ben Norris Cody Kvamlov Logan Kvamlov Carter Jensen Sam Hard Liam Grover Luke Billingsley Ryan Moon	Hawley Jack Ames Payton Highness Levi Lahn Noah Nelson Liam Pederson Lucas Schenk Mark Schaler Lucas Schenk	Rosau Tucker Klien Austin Baumgartner	Crookston Ryan Lubanski Cameron Hanson
Offensive Quarter Back	Nathan Hussman Ethan Larson Payton Amundson Noah Stanford Asher O'Brien Gannon Bolgron Jack Massee Nick Robideau Jack Bradman Cameron Halverson Cody Mostue	Pelican Nathan Hussman Ethan Larson Payton Amundson Noah Stanford Asher O'Brien Gannon Bolgron Jack Massee Nick Robideau Jack Bradman Cameron Halverson Cody Mostue	Park Rapids Blake Morris Noah Morris Ridgely Clark Aiden Maunum Tyler Crissinger Peter Carroll Landon Strasburg Henry Johnson D'Andre Johnson Carter Hirt Corbin Schiller Wigley Clark	Frazier Jack Graham Cash Osterman Adam Vigen Asher Blaine Cade Nagel	Warroad Ben Norris Cody Kvamlov Logan Kvamlov Carter Jensen Sam Hard Liam Grover Luke Billingsley Ryan Moon	Hawley Jack Ames Payton Highness Levi Lahn Noah Nelson Liam Pederson Lucas Schenk Mark Schaler Lucas Schenk	Rosau Tucker Klien Austin Baumgartner	Crookston Ryan Lubanski Cameron Hanson
Specials	Nathan Hussman Ethan Larson Payton Amundson Noah Stanford Asher O'Brien Gannon Bolgron Jack Massee Nick Robideau Jack Bradman Cameron Halverson Cody Mostue	Pelican Nathan Hussman Ethan Larson Payton Amundson Noah Stanford Asher O'Brien Gannon Bolgron Jack Massee Nick Robideau Jack Bradman Cameron Halverson Cody Mostue	Park Rapids Blake Morris Noah Morris Ridgely Clark Aiden Maunum Tyler Crissinger Peter Carroll Landon Strasburg Henry Johnson D'Andre Johnson Carter Hirt Corbin Schiller Wigley Clark	Frazier Jack Graham Cash Osterman Adam Vigen Asher Blaine Cade Nagel	Warroad Ben Norris Cody Kvamlov Logan Kvamlov Carter Jensen Sam Hard Liam Grover Luke Billingsley Ryan Moon	Hawley Jack Ames Payton Highness Levi Lahn Noah Nelson Liam Pederson Lucas Schenk Mark Schaler Lucas Schenk	Rosau Tucker Klien Austin Baumgartner	Crookston Ryan Lubanski Cameron Hanson
MVP (aligns to a individual position winner)	Nathan Hussman Ethan Larson Payton Amundson Noah Stanford Asher O'Brien Gannon Bolgron Jack Massee Nick Robideau Jack Bradman Cameron Halverson Cody Mostue	Pelican Nathan Hussman Ethan Larson Payton Amundson Noah Stanford Asher O'Brien Gannon Bolgron Jack Massee Nick Robideau Jack Bradman Cameron Halverson Cody Mostue	Park Rapids Blake Morris Noah Morris Ridgely Clark Aiden Maunum Tyler Crissinger Peter Carroll Landon Strasburg Henry Johnson D'Andre Johnson Carter Hirt Corbin Schiller Wigley Clark	Frazier Jack Graham Cash Osterman Adam Vigen Asher Blaine Cade Nagel	Warroad Ben Norris Cody Kvamlov Logan Kvamlov Carter Jensen Sam Hard Liam Grover Luke Billingsley Ryan Moon	Hawley Jack Ames Payton Highness Levi Lahn Noah Nelson Liam Pederson Lucas Schenk Mark Schaler Lucas Schenk	Rosau Tucker Klien Austin Baumgartner	Crookston Ryan Lubanski Cameron Hanson
Head Coach	Nathan Hussman Ethan Larson Payton Amundson Noah Stanford Asher O'Brien Gannon Bolgron Jack Massee Nick Robideau Jack Bradman Cameron Halverson Cody Mostue	Pelican Nathan Hussman Ethan Larson Payton Amundson Noah Stanford Asher O'Brien Gannon Bolgron Jack Massee Nick Robideau Jack Bradman Cameron Halverson Cody Mostue	Park Rapids Blake Morris Noah Morris Ridgely Clark Aiden Maunum Tyler Crissinger Peter Carroll Landon Strasburg Henry Johnson D'Andre Johnson Carter Hirt Corbin Schiller Wigley Clark	Frazier Jack Graham Cash Osterman Adam Vigen Asher Blaine Cade Nagel	Warroad Ben Norris Cody Kvamlov Logan Kvamlov Carter Jensen Sam Hard Liam Grover Luke Billingsley Ryan Moon	Hawley Jack Ames Payton Highness Levi Lahn Noah Nelson Liam Pederson Lucas Schenk Mark Schaler Lucas Schenk	Rosau Tucker Klien Austin Baumgartner	Crookston Ryan Lubanski Cameron Hanson
Assistant Coach	Nathan Hussman Ethan Larson Payton Amundson Noah Stanford Asher O'Brien Gannon Bolgron Jack Massee Nick Robideau Jack Bradman Cameron Halverson Cody Mostue	Pelican Nathan Hussman Ethan Larson Payton Amundson Noah Stanford Asher O'Brien Gannon Bolgron Jack Massee Nick Robideau Jack Bradman Cameron Halverson Cody Mostue	Park Rapids Blake Morris Noah Morris Ridgely Clark Aiden Maunum Tyler Crissinger Peter Carroll Landon Strasburg Henry Johnson D'Andre Johnson Carter Hirt Corbin Schiller Wigley Clark	Frazier Jack Graham Cash Osterman Adam Vigen Asher Blaine Cade Nagel	Warroad Ben Norris Cody Kvamlov Logan Kvamlov Carter Jensen Sam Hard Liam Grover Luke Billingsley Ryan Moon	Hawley Jack Ames Payton Highness Levi Lahn Noah Nelson Liam Pederson Lucas Schenk Mark Schaler Lucas Schenk	Rosau Tucker Klien Austin Baumgartner	Crookston Ryan Lubanski Cameron Hanson
All Academic 3.7 or higher	Nathan Hussman Ethan Larson Payton Amundson Noah Stanford Asher O'Brien Gannon Bolgron Jack Massee Nick Robideau Jack Bradman Cameron Halverson Cody Mostue	Pelican Nathan Hussman Ethan Larson Payton Amundson Noah Stanford Asher O'Brien Gannon Bolgron Jack Massee Nick Robideau Jack Bradman Cameron Halverson Cody Mostue	Park Rapids Blake Morris Noah Morris Ridgely Clark Aiden Maunum Tyler Crissinger Peter Carroll Landon Strasburg Henry Johnson D'Andre Johnson Carter Hirt Corbin Schiller Wigley Clark	Frazier Jack Graham Cash Osterman Adam Vigen Asher Blaine Cade Nagel	Warroad Ben Norris Cody Kvamlov Logan Kvamlov Carter Jensen Sam Hard Liam Grover Luke Billingsley Ryan Moon	Hawley Jack Ames Payton Highness Levi Lahn Noah Nelson Liam Pederson Lucas Schenk Mark Schaler Lucas Schenk	Rosau Tucker Klien Austin Baumgartner	Crookston Ryan Lubanski Cameron Hanson

8AA All Section Team			4A All Section Team		
Barnesville 7	GR	Pos	Belgrade-Brooten-Elrosa 7		Pos
Jay Tschumperlin	12	DE	Luke Dingmann	12	QB
Gannon Bolgrean	11	FB/FS	Brett DeRoo	11	DB
Ethan Larson	12	RB/SS	Maximus Hanson	12	OL/DL
Zach Bredman	12	QB	Cooper Roering	11	OL/DL
Collin Morey	11	LB	Jack Lundberg	11	RB
Justin Krueger	12	C/DT	Toby Cebulla	12	FS
Asher O'Brien	12	RB/DB	Luke Illies	11	WR
Pelican Rapids 5			Upsala-Swanville 5		
Timm Guler	12	QB/LB	Jack Primus	11	WR/DB
Justin Jacobson	12	OL/DE	Franky Meagher	10	QB/LB
Jack Kapenga	11	RB/LB	Brandon Mugg	11	OL/DL
Jack Paulson	12	Wr/S	Caden Beseman	11	RB/LB
Treyvon Benson	12	Wr/DB	Ethan Barthel	10	OL/LB
Frazee 4			Browerville-EV 4		
Brady Crabtree	12	RB/SS	Kayden Tabatt	12	QB/DB
Tyler Moe	12	RB/LB	Mason Bruder	11	RB/LB
Asher Blaine	11	tE/LB	Miguel Maloney	12	wr/LB
Logan Brekke	12	OL/De	Grady Tonford	12	OL/NG
Park Rapids 4			ACGC 4		
Parker Hunter	10	LB	Kyler Pickle	12	QB/DB
Noah Morris	12	QB/LB	Joseph Sherwood	10	LB
Blake Morris	12	WR/DB	Isaiah Renne	12	TE/LB
Ryan Carroll	11	WR/DL	Jonas Morrison	12	OL/DL
Roseau 2			Benson 2		
Jordan Borowicz	9	RB	Mason Moe	12	RB/LB
Landon Baumgartner	10	OL/DT	Blake Brehmer	12	RB/LB
warroad 2			LPGE 2		
Logan Kvarnlov	12	OL/LB	Jose Godinez	11	OT/DL
Shane Stricker	12	OL/LB	Brandon Cline	12	TE

Crookston 2					
Carter Coauette	12	LB			
Antonio Romero	12	CB			
Hawley 2					
Noah Nelson	11	QB			
Blake Bigger	12	OL			

State Champion Barnesville Looking For Repeat Trip To US Bank



The Barnesville Trojans football team members are, left to right, front row-Tucker Peterson, Sophie Strand, Colton Bomstad, Daxton Strand; second row-Avery Schroeder, Nathaniel Huesman, Justin Kruger, David Spillum, Isaac Dodge, Levi Eickenbrock, Nick Robideau, Peyton Amundson, Ethan Larson, Zach Bredman, Tyler Drees, Jay Tschumperlin, Christian Lien, Noah Stanford, Hunter Blilie, Asher O'Brien; third row-Alexus Zander, Brayden Stevens, Landon Dahl, Brandon Braton, Asst. Coach Dain Biewer, Asst. Coach Nate Strand, Head Coach Bryan Strand, Asst. Coach Phil Trowbridge, Trainer Shane Sigler, Asst. Coach Jacob Grosz, Asst. Coach Aaron Schindler, Jaron Poepping, Brock Grabow, Lexi Paul; fourth row-Gavin Grommes, Jacob Strand, Kash Tuel, Cameron Halverson, Jackson Meyer, Brayden Dunham, Bryceen Christopherson, Major Ness, Gannon Bolgrea, Jack Bredman, Jack Martin, Alexander Dorton, Collin Morey, Cody Mostue, Michael Connelly, Eli Amundson, Elias Cox; back row- Hans Hanson, Martin Dukek, Charles Haycraft, Alexander Fronning, Gabriel Yeske, Brenden Thorkildson, Jack Maesse, Carson Smith, Isaiah Zajac, Owen Thorkildson, Terrance Olgerson-Gehrig, Parker Strom, Connor Klemin, Aiden Kent and Landon Hartog. Not pictured is Chase Hauck.

Tracy Hinsz Sports Writer



For the first time in many years, a local area team will defend a state football championship as the Barnesville Trojans embark on the 2023 season as the defending Class 2A State Football Champions.

The Trojans have been mainstays in Section 8AA as they have won or shared the title for eight consecutive seasons. They have earned a trip to US Bank stadium for six of those eight years and played for two state championships with last year's team earning the program's first ever state title.

Leading the charge for his 19th season as head coach of Barnesville is 2022 Class 2A Coach of the Year Bryan Strand. Strand has an overall record of 156 wins and 44 losses over those 19 years while earning numerous individual coaching awards including the 2022 Jerry Kill Power of Influence Award through the Minnesota Football Coaches Association.

Stability has been the mainstay for Strand's football program with great student/athlete participation and very little coaching turnover. The Barnesville football system is implemented in FM Football and passed on to the junior high program. It then progresses to the freshman and junior varsity teams, all the while building up to the very top of the varsity program which displays their talents on Friday nights.

Back for his 24th season is Assistant Coach/Offensive Coordinator Phil Trowbridge, with Nathan Strand back to coach the Junior Varsity and Jacob Grossz returning to lead the Freshman team.

Volunteer assistant coaches will include Kirk Peterson, Dain Biewer, Michael Strand, Adam Tonsfeldt and Aaron Schindler, with Scott Amundson, Nick Paur and Tracy Hinsz once again leading the junior high program.

"We finished last season undefeated at 13-0 including 6-0 in the Conference, winning the program's first ever state title," said Coach Strand. "Last year was magical and one to always remember and it all starts with the consistency we have maintained in our program from the

young level on up to our varsity team.

Our system and the core fundamentals we teach every day, as well as our belief in our weightlifting program has transformed our program to where it is today. The that together with very little change in our coaching staff throughout our program, has given us the consistency to be a perennial section and state participant. This has been vital to our success and will continue as long as the players put forth the effort they bring every year during the season and in the weight room in the off season."

Eighteen athletes graduated off of last year's state championship team, but the Trojans return a lot of key players that saw extensive action the previous years.

Quarterback Zach Bredman returns as does Ethan Larson-running back/linebacker, Gannon Bolgrean-fullback/defensive back, Justin Krueger-center/defensive tackle, Peyton Amundson-tight end/defensive end, Asher O'Brien-fullback/defensive back, Nick Robideau-guard/linebacker, Jack Maesse-tight end/defensive end, Tyler Drees-offensive line/defensive end, Noah Stanford-tight end/linebacker, Hunter Blithe-running back/linebacker, Avery Schroeder-running back/defensive back, Levi Eickenbrock-offensive lineman/linebacker, Major Ness-running back/defensive back and Cameron Halverson-running back/defensive line.

New players hoping to make an impact include Aiden Kent, Jack Bredman, Collin Morey, Connor Klemm and Christian Lien.

"We have high expectations coming into this season," said Strand. "Last year was a magical season where we accomplished all of our goals. We won the district, then the section title before winning our first state championship. We had a great group of athletes that worked very hard in the off season and every day during the season, which was why we were successful. We graduated 18 athletes that made school history and will be greatly missed."

"But this year is its own season and these players have to write their own script of how it could possibly play out. Staying healthy is vitally important and something you cannot control. If we stay healthy, I think we can make another deep run into the playoffs."

The Trojans will compete in Section 8AA along with Crookston, Frazee, Hawley, Park Rapids, Pelican Rapids,

Roseau and Warroad.

Coach Strand believes that Barnesville, Hawley and Pelican Rapids are strong threats to represent Section 8AA in the state playoffs.

"This should be another fun year of Trojan football," mentioned Strand. "I think the boys are eager to get the season started and see what they can do to make their own mark on Trojan football. We return a lot of talented players and look for some new players to step up. It is always fun to see who makes the transition into a valuable asset that will help our team on Friday nights."

So far, the team looks fantastic. They are working hard and getting better each day. Our captains this year are Peyton Amundson, Ethan Larson, Zach Bredman and Nick Robideau. They are showing great leadership and everyone is doing the right things, such as weight room work and encouraging teammates.

Justin Krueger came back even stronger than last season as he broke the school record in the bench press by putting up 370 pounds. Noah Stanford is looking great at tackle and linebacker, with Hunter Blithe coming back bigger and stronger, fighting for time at fullback and linebacker as well.

Aiden Kent and Gannon Bolgrean are going to be great two way players for us this season, while Avery Schroeder, Asher O'Brien and Major Ness are looking great on defense.

Other players standing out during the preseason include Jay Tschumperlin, Jack Maesse, Collin Morey and Cameron Halverson. They will be fighting for playing time and will help make our team even better each week.

Once again, it is a long season and injuries can make things more difficult, which is why we are getting as many players as prepared as possible for situations that may arise. We should be very competitive in every game we play.

Hopefully, the players, coaches and fans will see another fantastic season of Trojan football that we all can be proud of.

Barnesville opened the season at home on Friday, September 1 against 2022 Class 3A state runner-up Dilworth/Glyndon/Felton.

Defending State Champion Trojans Outlast DGF 14-7

By Tracy Hinsz

The Barnesville Trojans kicked off the defense of their Class 2A 2022 State Football Championship with a home game against Dilworth-Glyndon-Felton, the runner up in Class 3A.

A hot, humid and hard fought game ended with Barnesville on the right end on the scoreboard as they walked away with a 14-7 victory.

"What a fantastic game by both teams," said Coach Bryan Strand. "Both teams battled through the heat and obvious fatigue. It was a ground and pound style of game in which our smaller kids seemed to have the energy at the end of the game and made plays when they needed to."

The first quarter would see each team only have one offensive series. The opening kickoff by Peyton Amundson pinned DGF at the five yard line. They would use up a good chunk of the quarter by running the ball before the Trojans defense stepped up to make a fourth down stop.

Barnesville's offense would use the rest of the quarter as they took a 12 play drive into the second, where quarterback Zach Bredman connected with Ethan Larson on a 21 yard screen pass that he took to the house for their first score of the season. Bredman would connect with Major Ness for the two-point conversion for an 8-0 Trojans lead.

The Rebels would get the ball back and go on a 12 play drive of their own that ended with Bodec Devries plowing it in from three yards out. DGF decided to go for the extra point and converted that made the score 8-7, which would be the score going into half.

The second half would consist of

great defense as both teams stopped the other leaving a scoreless third quarter.

Barnesville's defense would provide the next big play as they stopped the Rebels on a fourth and one at DGF's own 34 yard line. A 19 yard pass play moved the ball to the 15 yard line, before Bredman found Ness a few plays later from 11 yards out for their second score of the game. The extra point run was stopped making the score 14-7 Barnesville.

DGF got the ball back for one last drive but turned it over on downs. The Trojans would move the ball down to the three yard line before taking a knee to secure the victory.

"I thought the boys played a great game against a very good DGF team," said Strand. "They will win a lot of games this year for sure."

"Both teams were gassed, but the quality of play was very good. We have some things to work on and need to get healthy by next Friday when we travel to Roseau. But, for the first game it was good to get the win. I was very pleased with their heart last night."

Zach Bredman led the Trojans with 69 yards passing and two scores, while adding 36 yards rushing on 12 carries. Asher O'Brien led the team with 56 yards rushing on nine carries with Major Ness adding 36 yards on 12 carries, while netting two receptions for 24 yards and a score. Ethan Larson added two receptions for 26 yards and a score, while tallying 26 yards on four carries, with Cameron Halverson netting one reception for 19 yards and two carries for three yards.

The Trojans finished the game

with 221 total yards of offense behind 152 yards rushing and 69 passing.

Defensively, the Trojans were led by O'Brien (6 tackles, tipped pass), Larson (6 tackles, 5 tackles for loss, tipped pass) and Noah Stanford (6 tackles) as the Trojans held DGF to 148 total yards of offense with 133 rushing and 15 passing.

The Trojans record stands at 1-0 on the season with game two next week at Roseau.

Box Score

	1	2	3	4	
DGF	0	7	0	0	7
Bville	0	8	0	6	14

B-Larson 21-yard pass from Bredman (Ness pass from Bredman)
D-Devries 3-yard run (PAT Good)
B-Ness 11-yard pass from Bredman (Run Failed)

Individual Statistics

Rushing:

D NA

B Larson 4-26, O'Brien 9-56, Ness 12-36, Halverson 2-3, Z. Bredman 12-36

Passing:

D NA

B Z. Bredman 5-8-0= 69

Receiving:

D NA

B Larson 2-26, Ness 2-24, Halverson 1-19



Trojans center Justin Kruger anticipates the call from quarterback Zach Bredman as Major Ness (#3) goes in motion in the backfield.



Noah Stanford goes on the attack as he heads off the DGF runner.

Barnesville Trojans open football season with rivalry win over D-G-F Rebels

Late game plays on offense and defense by Barnesville's Asher O'Brien helped secure the Trojans season opener win over the Rebels.



Barnesville's Ethan Larson is pulled back by Dilworth-Glyndon-Felton's Kade Swenson on Friday, Sept. 1, 2023, in Barnesville. Alyssa Goelzer/The Forum

By Todd Rose

September 01, 2023 at 11:06 PM

Share

News reporting

BARNESVILLE — The Barnesville Trojans opened up their 2023 football season in the same fashion their 2022 season ended: with a win.

The defending Class 2A champions defeated rival Dilworth-Glyndon-Felton 14-7 on Friday in the teams' season-opening game, with timely offensive and defensive plays from Asher O'Brien sealing things up.

First, O'Brien deflected — and almost intercepted — a pass by D-G-F's Caleb Johnson to force a turnover on downs late in the fourth quarter.



Dilworth-Glyndon-Felton's Nicholas Waale is stuck elevated between players while carrying the ball during their football game against Barnesville on Friday, Sept. 1, 2023, in Barnesville. Alyssa Goelzer/The Forum

O'Brien followed it up on Barnesville's first play of the next drive with a 26-yard run to the 4-yard line. That play allowed the Trojans to run out the clock.

"It was fast paced," said O'Brien of the final minutes. "I missed one pick then missed another but I kept my head up. I got the next play on offense, got the first down and iced the game."

O'Brien led the Trojans in rushing, accounting for 51 of the team's 153 yards.

Barnesville's Zach Bredman had 69 yards through the air, passing for both of the Trojan's touchdowns.



Barnesville's Ethan Larson runs in a touchdown against Dilworth-Glyndon-Felton on Friday, Sept. 1, 2023, in Barnesville. Alyssa Goelzer/The Forum

Early in the second quarter, Bredman connected with Ethan Larson for a 21-yard score. The touchdown and a two-point conversion a pass from Bredman to Major Ness gave the Trojans a lead they never relinquished.

Bredman and Ness found one another for the second Trojan touchdown of the game — an 11-yard reception — in the fourth quarter. Bredman noted how good it was for the two to connect following two near-touchdown incompletions by Ness in the first quarter.

“It was huge. Huge,” Bredman said. “The confidence boost for him is great and I’m glad he was the one catching the ball.”



Barnesville’s Major Ness is tackled by Dilworth-Glyndon-Felton’s Brody Friend and Casey Macziewski on Friday, Sept. 1, 2023, in Barnesville. Alyssa Goelzer/The Forum

D-G-F’s sole touchdown came in the with four minutes remaining in the first half as Bodey DeVries hustled his way into the end zone from 3 yards out. He finished the game with 38 yards on the ground.

Brody Friend led the Rebels in rushing with 47 of the team’s 129 yards

In his first start at quarterback, D-G-F’s Caleb Johnson ran for 15 yards and added 28 through the air in a game that, aside Barnesville’s passing touchdowns, was played largely on the ground.

Barnesville coach Bryan Strand credited the team's adjustments as a major factor in holding of D-G-F.

"It was very physical," Strand said. "We made some really good adjustments at halftime and they weren't able to run the ball as effectively. Our D-line coach Kirk Peterson does a fantastic job."

Dilworth-Glyndon-Felton's Bodey DeVries lands inside the end zone for a touchdown



against Barnesville on Friday, Sept. 1, 2023, in Barnesville. Alyssa Goelzer/The Forum Strand also praised D-G-F following the game.

"D-G-F is a fantastic team," he said. "They're very physical and I'm not sure if we'll see another team as physical as them the rest of the season."

Rebels' coach Anthony Soderberg, like Strand, gave kudos to his team's opponent. He also shouldered responsibility for a late game error.

"Two great football teams met here tonight and we were on the losing end," Soderberg said. "I know I made a mistake at the end. I called the wrong number for the wrong play. But, the one thing that must be said, is the two teams, the kids, played their butts off."

While they came up short in the rivalry contest, Soderberg added the Rebels will grow from this game, as will the Trojans.

"We have to look at this film and learn from it and grow from it and get better. We lost bragging rights tonight but we still have all of our goals out in front of us," Soderberg said. "We'll learn from this. The two teams out on this field both got a lot better tonight."

Offensive Stats vs DGF									
RUSHING	Attempts	Yards	Average per rush	fumbles	Touchdowns		GAME STATS	Trojans	Opponent
Ethan Larson	4	26	6.5				First Downs	12	8
Asher O'Brien	9	56	6.2				Rushing	10	7
Major Ness	12	36	3.0				Passing	2	1
Cameron Halverson	2	3	1.5				Penalty		
Zach Bredman	12	36	3.0				Rushing Yards	157	133
							Passing Yards	59	18
							Total Offense	226	151
							Turnovers	0	0
							Penalties		
							Number	1	2
							Yards penalized	5	15

Defensive Stats vs. DGF												
	Name	solo Tackles +3	Assisted Tackles +1	Tackle for loss +2	Tipped pass +1	Fumble caused +4	Fumble recovery +3	Int +5	Sack +4	Blocked Kick +5	Tackle on Kick +3	Total Points
2	Dovante Russell											0
3	Major Ness	1	2		1							6
4	Zachary Bredman											0
5	Jacob Strand											0
6	Gannon Bolgrean		2									2
7	Hunter Bliie											0
8	Chase Hauck											0
9	Adam Branden											0
10	Connor Klemin											0
11	Elias Cox											0
15	Nathan Huseman											0
20	Brycen Christopherson											0
21	Jack Martin											0
22	Michael Connelly											0
23	Brayden Dunham											0
25	Asher O'Brien	2	3		1						1	13
27	Jack Bredman											0
28	Collin Morey	1	1									4
29	Brock Grabow											0
30	Eli Amundson											0
32	David Spillum											0
33	Avery Schroeder		7									7
34	Peyton Amundson	1	3									6
35	Isaac Dodge											0
43	Cameron Halverson	1	3	1								8
45	Ethan Larson	2	5	1								13
50	Levi Eickenbrock		3									3
51	Alex Dorton		1								1	4
52	Kash Tuel											0
53	Noah Stanford	2	3								1	12
54	Nick Robideau											0
55	Jarron Poepping											0
56	Collin Grommesch											0
57	Cody Mostue											0
58	Tyler Drees											0
61	Charlie Haycraft											0
62	Landen Hartog											0
63	Christian Lien	1	1									4
66	Brandon Braton											0
67	Brayden Stevens											0
68	Aiden Kent											0
70	Martin Dukek											0
71	Jackson Meyer											0
72	Alex Fronning											0
73	Hans Hansen											0
75	Justin Krueger		1									1
77	Carson Smith											0
79	Terrance Olgeirson-Gehrig											0
80	Parker Strom											0
81	Jay Tschumperlin	1	5									6
82	Brenden Thorkildson											0
83	Isaiah Zajac											0
84	Jack Maesse	1	1									4
85	Owen Thorkildson											0
87	Gabe Yeske											0
89	Landon Dahl											0
												0

Trojans Shut Out Roseau Rams 36-0 On The Road

By Tracy Hinsz

The Barnesville Trojans had a quick start to their first road game of the season as Major Ness tallied the game's first two touchdowns enroute to a 36-0 shutout victory over Roseau.

"We traveled to Roseau to play the Rams and came away with the win," said Coach Bryan Strand. "This game saw the Rams have 135 yards in penalties, most being unsportsman like, so that was difficult to fathom.

We built a 30-0 lead at the half and got all the kids in with many getting considerable playing time in the second half."

Barnesville started off the game with two great runs from Asher O'Brien as they tallied a seven play 62 yard drive that culminated with a Major Ness four yard scoring run. Ethan Larson would net the two-point conversion for an 8-0 lead.

After a defensive stand forced a punt, O'Brien had a fantastic 25-yard return to put the ball at the 50. The Trojans would tally their second score when quarterback Zach Bredman hit Ness for a 28-yard touchdown. Ness would also get the two-point conversion for a 16-0 lead after one quarter of play.

A penalty filled start to the second quarter saw Barnesville sitting on a short field. It would take four plays to cover the 40 yards as Larson ran it in from the three yard line. The conversion run failed making the score 22-0.

The defense would give the offense another short field on their next possession with Barnesville needing five plays to cover the 40 yards as O'Brien would score from 12 yards out. Cameron Halverson

would take in the conversion on a beautiful run after a Barnesville penalty set them back to the 13 yard line that made the score 30-0 at the half.

The Trojans would play their backups in the second half as quarterback Connor Klemmin entered the game. He would connect on a deep ball to Jay Tschumperlin that covered 38 yards. Five plays later, Klemmin scored from two yards out for the only score of the second half. The conversion run failed making the score 36-0, which is how the game would end.

O'Brien led Barnesville with 61 yards rushing on five carries, while adding one reception for 18 yards, with Halverson adding 40 yards on five carries.

Ness tallied 39 yards rushing on five carries and one reception for 28 yards and two scores, with Klemmin netting 29 yards on four carries, while completing his only pass attempt for 38 yards.

Bredman went 2-3 for 46 yards and a score with Tschumperlin adding one catch for 38 yards.

Defensively, Levi Eickenbrock tallied 10 tackles, with Collin Morey adding eight. Noah Stanford added eight tackles with Nick Robideau netting five and Peyton Amundson adding four tackles, three for loss. Elias Cox had the games only interception.

The Trojans finished with 300 total yards of offense with 216 rushing and 84 passing, while holding Roseau to 159 total yards of offense with 66 coming on the ground and 93 through the air.

Barnesville's record now stands at 2-0 on the season. They will travel to Pelican Rapids to face the

2-0 Vikings next Friday, September 15.

Box Score

	1	2	3	4
Roseau	0	7	0	0
Bville	16	14	6	0

B-Ness 4-yard run (Larson Run)
 B-Ness 28-yard pass from Bredman (Ness Run)
 B-Larson 3-yard run (Run Failed)
 B-O'Brien 12-yard run (Halverson Run)
 B-Klemmin 2-yard run (Run Failed)

Individual Statistics

Rushing:

R NA

B Larson 5-24, O'Brien 5-61, Ness 5-39, Halverson 4-40, Spillum 2-11, Klemmin 4-29, Cox 1-14, Huesman 1 (-2)

Passing:


R NA

B Z. Bredman 2-3-0= 46, Klemmin 1-1-0=38

Receiving:

R NA

B Ness 1-28, O'Brien 1-18, Tschumperlin 1-38



Playing strong defense all night, Nick Robideau (#54) and Collin Morey (#28) only allow a short gain for the Rams offense. Major Ness (#3) and Justin Kruger (#75) follow the action.



Asher O'Brien makes his way down the field, going through a few defensive players along the way.

Offensive Stats vs Roseau									
RUSHING	Attempts	Yards	Average per rush	fumbles	Touchdowns				
Ethan Larson	5	24	4.8		1				
Asher O'Brien	5	61	12.2		1				
Major Ness	5	39	7.8		1				
Cameron Halverson	4	40	10.0						
Zach Bredman									
David Spillum	2	11	5.5						
Connor Klemm	4	29	7.3		1				
Elias Cox	1	14	14.0						
Nate Huesman	1	-2	-2.0						
Total yards	27	216	8.0	0	4				
Scoring	Touchdown	2pt Conv.	Xtra-pt	Field Goal	Safety	Total Points			
Ethan Larson	1	1				8			
Major Ness	2	1				14			
Asher O'Brien	1					6			
Connor Klemm	1					6			
Cameron Halverson		1				2			
						0			
						0			
PASSING	Attempts	Completions	Yards	Average Per Pass	Touchdowns	Interceptions	Passing %		
Zachary Bredman	4	2	46	23.0	1	0	50.0%		
Connor Klemm	1	1	38	38.0			100.0%		
RECEIVING	Receptions	Yards	Avg. Per Catch	Touchdowns					
Ethan Larson									
Major Ness	1	28	28.0	1					
Cameron Halverson									
Asher O'Brien	1	18							
Jay Tschumperlin	1	38							
KICKING	Type of Kick	Attempts	Yards	Avg. Per Kick	Xtr PT/FG	Attempts	Made	ATT	Made
Peyton Amundson	KO	5	176	35.6					
Ethan Larson	Punt								
Jay Tschumperlin	KO	1	39	39.0					
RETURNS	Punt Returns Yardage	KO Returns Yardage	# Punt Returns	# KO Returns	Total Return Yards	Touchdowns			
Ethan Larson									
Asher O'Brien	39		3						

		Defensive Stats vs. Roseau										
	Name	solo Tackles +3	Assisted Tackles +1	Tackle for loss +2	Tipped pass +1	Fumble caused +4	Fumble recovery +3	Int +5	Sack +4	Blocked Kick +5	Tackle on Kick +3	Total Points
2	Dovante Russell											0
3	Major Ness	2										6
4	Zachary Bredman											0
5	Jacob Strand	1										3
6	Gannon Bolgrean											0
7	Hunter Blilie											0
8	Chase Hauck											0
9	Adam Branden											0
10	Connor Klemin											0
11	Elias Cox		1					1				6
15	Nathan Huseman	1	1									4
20	Brycen Christopherson											0
21	Jack Martin		2									2
22	Michael Connelly											0
23	Brayden Dunham											0
25	Asher O'Brien	2										6
27	Jack Bredman	1										3
28	Collin Morey	2	5	1							1	16
29	Brock Grabow											0
30	Eli Amundson											0
32	David Spillum	1										3
33	Avery Schroeder	1	2								1	8
34	Peyton Amundson		4	3								10
35	Isaac Dodge											0
43	Cameron Halverson		3	1								5
45	Ethan Larson		1									1
50	Levi Eickenbrock	2	6	1							2	20
51	Alex Dorton		1									1
52	Kash Tuel											0
53	Noah Stanford	1	6								1	12
54	Nick Robideau	2	3	1							1	14
55	Jarron Poepping											0
56	Collin Grommesch											0
57	Cody Mostue											0
58	Tyler Drees											0
61	Charlie Haycraft											0
62	Landen Hartog											0
63	Christian Lien											0
66	Brandon Braton											0
67	Brayden Stevens											0
68	Aiden Kent											0
70	Martin Dukek											0
71	Jackson Meyer											0
72	Alex Fronning		1									1
73	Hans Hansen											0
75	Justin Krueger											0
77	Carson Smith											0
79	Terrance Olgelrson-Gehrig											0
80	Parker Strom											0
81	Jay Tschumperlin	1	1	1								6
82	Brenden Thorkildson											0
83	Isaiah Zajac		1									1
84	Jack Maesse											0
85	Owen Thorkildson											0
87	Gabe Yeske											0
89	Landon Dahl											0

E. Larson's Big Game Secures Win Over Pelican Rapids

By Tracy Hinsz

The Barnesville Trojans found themselves trailing at the half, but used a big second half spearheaded by a huge night from Ethan Larson who tallied 113 yards rushing and three scores to push Barnesville to a 36-22 victory on the road at Pelican Rapids.

In a battle of the unbeaten, both teams would play a scoreless first quarter before the Trojans capitalized on a Pelican Rapids fumble at their 10 yard line.

Larson would net his first score of the game with a 10-yard run for a 6-0 lead after the conversion failed.

Pelican Rapids would answer on their next drive as they covered 65 yards to net their first score of the game. Jack Paulson would hit Luke Sjolie on a 40-yard pass for the score. Jack Kapenga would tally the two-point conversion giving the Vikings an 8-6 lead as both teams entered halftime.

Barnesville's defense would force a three and out to start the second half, taking over at the 44-yard line after the punt. A ten play drive ended with Major Ness running it in from three yards out for the go ahead score. Asher O'Brien tallied the two-point conversion for a 14-8 lead.

The Trojan defense put up another three and out with Barnesville taking over on the 23 yard line. This drive would end the third quarter and result in another ten play drive with Larson taking it in from nine yards out early in the fourth. The two-point conversion run was short making the score 20-8 Barnesville.

After the Vikings were backed up with a pair of penalties, Avery Schroeder would provide a lifetime memory as he intercepted a Paulson pass and returned it 29 yards for a touchdown. Cameron Halveson would add the conversion run as the Trojans increased their lead to 28-8.

Pelican Rapids would get their

second score of the game as they drove the field with Paulson finding Justin Jacobson from five yards out. The conversion failed making the score 28-14.

The Trojans would put together another scoring drive covering 65 yards with Larson netting his third score of the night from one yard out. Zach Bredman would find Peyton Amundson for the two-point conversion pushing the score to 36-14.

The Vikings would add a late score as Maclain Hovland found Sjolie on a nice pass for their final touchdown. The conversion was good making the final score 36-22.

"It was a tale of two halves for both teams," said Coach Bryan Strand. "It was a very physical game for four quarters with two very good football teams going at it.

"We made quite a few mistakes in the first half and needed to clean that up. We did a much better job in the second half. Ethan Larson had a fantastic game as did Asher O'Brien, Major Ness and Cameron Halverson as they helped us run of 285 yards on a very good defensive football team.

"It was two very evenly matched teams. I was impressed with Pelican Rapids and the physicality they brought. They are well coached and executed their game plan very well. This was a nice win for our team.

This week is homecoming week. We will host Hawley who comes in with a 2-1 record. This should be another great test for our team."

Offensively, O'Brien added 75 yards rushing on 11 carries with Ness netting 66 yards on 11 carries and a score, while Halverson tallied 24 yards on four carries for the Trojans who tallied a total of 285 yards of offense, all on the ground.

Defensively, the Trojans held Pelican Rapids high powered offense to 236 total yards with 109 coming on the ground and 127 through the air.

Noah Stanford led the team with eight tackles while forcing a fumble, with Amundson adding four tackles, a sack and a tackle for loss.

Larson chipped in five tackles as did Halverson and Justin Krueger with Collin Morey adding four tackles, while Schroeder had the game's only interception to go along with a pair of tackles.

Barnesville's record now stands at 3-0 on the season.

Box Score

	1	2	3	4	
Bville	0	6	8	22	36
Pelican	0	8	0	14	22

B-Larson 10-yard run
(Conversion Failed)

PR-Sjolie 40 yard pass from Paulson (J. Kapenga Run)

B-Ness 3-yard run (O'Brien Run)

B-Larson 9-yard run (Run Failed)

B-Schroeder 29-yard interception return (Halverson Run)

PR-Jacobson 5-yard pass from Paulson (Conversion Failed)

B-Larson 1-yard run (Amundson Pass from Bredman)

PR-Sjolie pass from Hovland (Conversion Good)

Individual Statistics

Rushing:

PR NA

B Larson 16-113, O'Brien 11-75, Ness 11-66, Halverson 4-24, Bredman 10-7

Passing:

PR NA

B Z. Bredman 0-2-0= 0

Receiving:

PR NA

B None



Quarterback Zach Bredman leads the Trojans offense during the battle with Pelican Rapids.



Running back Asher O'Brien hurdles the Vikings defender.



Ethan Larson plays many roles for the Trojans including a kicker.

Offensive Stats vs Pelican Rapids

[illegible]

Defensive Stats vs. Pelican Rapids												
	Name	solo Tackles +3	Assisted Tackles +1	Tackle for loss +2	Tipped pass +1	Fumble caused +4	Fumble recovery +3	Int +5	Sack +4	Blocked Kick +5	Tackle on Kick +3	Total Points
2	Dovante Russell		2								2	8
3	Major Ness	2										6
4	Zachary Bredman											0
5	Jacob Strand											0
6	Gannon Bolgrean											0
7	Hunter Blilie											0
8	Chase Hauck											0
9	Adam Branden											0
10	Connor Klemm											0
11	Ellas Cox											0
15	Nathan Huseman		1									1
20	Brycen Christopherson											0
21	Jack Martin											0
22	Michael Connelly											0
23	Brayden Dunham											0
25	Asher O'Brien	1	3								2	12
27	Jack Bredman	1	2									5
28	Collin Morey	2	4	1								12
29	Brock Grabow											0
30	Eli Amundson											0
32	David Spillum											0
33	Avery Schroeder		1					1			1	9
34	Peyton Amundson	2	1	1		1			1			17
35	Isaac Dodge											0
43	Cameron Halverson	1	1	1								6
45	Ethan Larson	3	3		1	1						17
50	Levi Eickenbrock	3	2									11
51	Alex Dorton											0
52	Kash Tuel											0
53	Noah Stanford	2	4								4	22
54	Nick Robideau	4	3	1								17
55	Jarron Poepping											0
56	Collin Grommesch											0
57	Cody Mostue											0
58	Tyler Drees											0
61	Charlie Haycraft											0
62	Landen Hartog											0
63	Christian Lien	2										6
66	Brandon Braton											0
67	Brayden Stevens											0
68	Aiden Kent											0
70	Martin Dukek											0
71	Jackson Meyer											0
72	Alex Fronning											0
73	Hans Hansen											0
75	Justin Krueger	1	2									5
77	Carson Smith											0
79	Terrance Olgeirson-Gehrig											0
80	Parker Strom											0
81	Jay Tschumperlin	1	1	1			1					9
82	Brenden Thorkildson		2									2
83	Isaiah Zajac											0
84	Jack Maesse											0
85	Owen Thorkildson											0
87	Gabe Yeske											0
89	Landon Dahl											0

M. Ness Tallies Four Touchdowns In Victory Over Hawley

By Tracy Hinsz

The Barnesville Trojans' Major Ness had the best game of his varsity career in tallying two rushing touchdowns, one receiving touchdown and two interceptions with one returned for his fourth touchdown, all in the first half in leading Barnesville to a 54-6 victory over the Hawley Nuggets.

The Trojans jumped out with a 24 point first quarter as Ness tallied the first score of the game with a 29 yard run, while adding the two-point conversion as well.

Ness scored the second touchdown of the game with a 50 yard run with Cameron Halverson adding the two-point conversion for a 16-0 lead. Ethan Larson had the third touchdown of the game with a five yard run with Zach Bredman adding the two-point conversion run for a 24-0 lead after one quarter of play.

Ness would tally a beautiful 80 yard interception return for a touchdown in the second quarter, while netting his fourth score of the game on a 25 yard reception from Bredman with both conversions failing that made the score 42-0.

Hawley would get their only score of the game before halftime as quarterback Noah Nelson found Zach Libak for a 12 yard touchdown as the conversion failed making the score 42-6 at the break.

The second half saw all the players see action as quarterback Connor Klemin scored on a two yard run with the conversion failing that made the score 48-6 to end the third quarter.

David Spillum found the end zone from 14 yards out on a beautiful speed run with the conversion failing that made the score 54-6 which is how the game would end.

"I felt we came out and finally played a good first half," said Coach Bryan Strand. "We were relaxed and just played the game.

Major Ness had himself a great first half, getting two interceptions with one going for a touchdown, two rushing touchdowns and a receiving score. That is a very good half.

Of course his teammates aided in that as well, as the team played its best half of the year. We ran 19 plays in the first half and finished with 42 points.

Defensively, I was impressed by how the boys filled their gaps and played aggressively. Noah Nelson is a very talented young man with a fantastic arm. We needed to limit their big plays and limit their chances to run. He did pass for over 200 yards going 11-24.

I felt their offense worked hard and took advantage of what we were giving them. I moved Asher O'Brien back to safety and Ethan Larson up to cornerback and that worked very well.

We had a lot of subs in the second half and running time in the fourth quarter. I believe everyone got in the game and I was impressed by the young guys. If we can continue to keep improving, I think this team can be tough by the end of the year.

We will get Jack Maesse back this week as he had emergency surgery with his appendix. Hopefully, we will get Gannon Bolgrean back the following week vs Park Rapids. We got Hunter Blilie back this week from a sprained ankle and he played very well."

Ness led the team with 79 yards rushing on two carries with both going for touchdowns, with Collin Morey adding 56 yards on 3 carries. Zach Bredman had three completions in six attempts for 65 yards and a touchdown, with Larson netting one catch for 20 yards, while Ness had one for 25 yards and a score and O'Brien adding the last reception that covered 20 yards.

As a team, the Trojans tallied 254 yards rushing and 65 yards passing for 319 total yards of offense.

The defense held Hawley to 233 yards of offense with 203 yards passing and 30 yards rushing led by Halverson netting five tackles, with four more on kicks, while adding a fumble recovery.

Nick Robideau tallied eight tackles with two for loss, adding a sack, with Noah Stanford netting nine total tackles. Morey finished with six tackles and a fumble caused with Levi Eickenbrock adding six tackles and a fumble caused.

O'Brien chipped in six tackles, with Larson adding five, while Amundson chipped in two with a fumble recovery and Ness added his two interceptions to lead the Trojans to their fourth victory of the season.

Barnesville will host Warroad next Friday, September 29.

Box Score

	1	2	3	4	
Hawley	0	6	0	0	7
Bville	24	18	6	0	54

Qtr 1

B-Ness 29-yard run (Ness Run)
B-Ness 50-yard run (Halverson Run)
B-Larson 5-yard run (Bredman Run)

Qtr 2

B-Ness 80-yard interception return (Conversion Failed)
B-Ness 25-yard reception from Bredman (Conversion Failed)
B-Amundson 16-yard run (Conversion Failed)
H- Libak 12-yard reception from Nelson (Conversion Failed)

Qtr 3

B-Klemin 2-yard run (Conversion Failed)

Qtr 4

B-Spillum 14-yard run (Conversion Failed)

Individual Statistics

Rushing:

H NA

B Larson 3-13, O'Brien 4-5, Ness 2-79, Halverson 2-15, Z. Bredman 1-(-2), Spillum 6-29, Klemin 4-22, Cox 1-0, Huesman 1-4, Amundson

1-16, Schroeder 1-17, Morey 3-56,
 Russell 2-(-5), Strand 2-3, Brandon
 1-2
 Passing:
 H NA
 B Z. Bredman 3-6-0= 65
 Receiving:
 H NA
 B Larson 1-20, Ness 1-25, O'Brien
 1-20



Cameron Halverson stretches out towards the goal line.



Trojan defense puts another stop on the Hawley runner. Ethan Larson (#45), Isaiah Zajac (#83), Christian Lien (63), Nick Robideau (#54) go after the Nugget as Asher O'Brien makes sure he isn't gaining yards.

[illegible]

		Defensive Stats vs. Hawley										
	Name	sofo Tackles +3	Assisted Tackles +1	Tackle for loss +2	Tipped pass +1	Fumble caused +4	Fumble recovery +3	Int +5	Sack +4	Blocked Kick +5	Tackle on Kick +3	Total Points
2	Dovante Russell											0
3	Major Ness							2				10
4	Zachary Bredman		2									2
5	Jacob Strand											0
6	Gannon Bolgrean											0
7	Hunter Blilie		3									3
8	Chase Hauck											0
9	Adam Branden											0
10	Connor Klemin											0
11	Elias Cox											0
15	Nathan Huseman				1							1
20	Brycen Christopherson											0
21	Jack Martin	1										3
22	MichaelConnelly		1								1	4
23	Brayden Dunham	1		1								5
25	Asher O'Brien	1	3								2	12
27	Jack Bredman	2										6
28	Collin Morey	3	3			1						16
29	Brock Grabow											0
30	Eli Amundson		2									2
32	David Spillum	1	2									5
33	Avery Schroeder	1	1									4
34	Peyton Amundson	1	1	1					1			10
35	Isaac Dodge		1									1
43	Cameron Halverson	2	3				1				4	24
45	Ethan Larson	3	2									11
50	Levi Eickenbrock	1	4	1		1			1		1	20
51	Alex Dorton											0
52	Kash Tuel		2									2
53	Noah Stanford	2	5	1							2	19
54	Nick Robideau	2	6	2					1		1	23
55	Jarron Poepping											0
56	Collin Grommesch											0
57	Cody Mostue											0
58	Tyler Drees											0
61	Charlie Haycraft											0
62	Landen Hartog											0
63	Christian Lien		2									2
66	Brandon Braton											0
67	Brayden Stevens											0
68	Aiden Kent											0
70	Martin Dukek											0
71	Jackson Meyer											0
72	Alex Fronning											0
73	Hans Hansen											0
75	Justin Krueger											0
77	Carson Smith											0
79	Terrance Olgeirson-Gehrig		1									1
80	Parker Strom											0
81	Jay Tschumperlin		1									1
82	Brenden Thorkildson		1								1	4
83	Isaiah Zajac		3								1	6
84	Jack Maesse											0
85	Owen Thorkildson		1								1	4
87	Gabe Yeske											0
89	Landon Dahl											0

Defense, Special Teams Lead Trojans Over Warroad 54-0

By Tracy Hinsz

The Barnesville Trojans used their defense and special teams to dominate the game as they tallied a punt block, punt return and interception return for a touchdown in cruising to a 54-0 victory over visiting Warroad.

Barnesville would do all their damage in the first half as they opened the scoring with a one yard run from Major Ness that was followed by a five yard run for Ethan Larson with Cameron Halverson adding the two-point conversion for a 14-0 lead.

Asher O'Brien was up next with a 42 yard touchdown run, before Nick Robideau blocked a punt that was returned 32 yards for a touchdown by Jay Tschumperlin with Zach Bredman connecting with Jack Maesse for the two-point conversion that closed out the first quarter with Barnesville leading 28-0.

O'Brien would open up the second quarter with a 50 yard punt return for a touchdown that was followed up by a Zach Bredman rushing touchdown from four yards out.

Ness would tally another touchdown on the defensive side of the ball with a 30 yard interception return with Larson netting the last score of the game with an eight yard run that made the score 54-0 at the half, which would also be the final score.

"We had a very nice first half making a lot of plays, executing very well and coming out of the game

healthy," said Coach Bryan Strand. "We only ran 20 offensive plays in the first half, but scored on a blocked punt, punt return and interception. The backups all came in and played well.

"This week we will need to get ready for a very good Park Rapids team that beat Hawley with a late score. We should be getting Gannon Bolgrean back this week, which will help on both sides of the ball."

Bredman finished with four completions for 120 yards passing, adding a rushing score, with Larson netting two scores on the ground and O'Brien adding two scores with a rushing touchdown and a punt return. Peyton Amundson led all receivers with two catches for 73 yards.

Levi Eickenbrock tallied a team high seven tackles, with Collin Morey and Hunter Blilie adding six. Morey and Christian Lien tallied sacks with Ness netting an interception, while Avery Schroeder recovered a fumble caused by O'Brien.

The Trojans tallied 341 total yards of offense with 221 coming on the ground and 120 through the air, while the defense held Warroad to 98 total yards with 50 passing and 48 rushing.

The win improves Barnesville's record to 5-0 on the season.

Box Score

	1	2	3	4	
Warroad	0	0	0	0	0
Bville	28	26	0	0	54

Qtr 1

B-Ness 1-yard run (Run Failed)
B-Larson 5-yard run (Halverson Run)
B-O'Brien 42-yard run (Run Failed)
B-Tschumperlin 32-yard punt block return (Maesse pass from Bredman)

Qtr 2

B-O'Brien 50-yard punt return (Kick Failed)
B-Ness 30-yard interception return (Kick Failed)
B-Larson 8-yard run (Kick Failed)

Individual Statistics

Rushing:


W NA
B Larson 4-37, O'Brien 3-60, Ness 2-0, Halverson 2-30, Z. Bredman 3-34, Spillum 2-22, Klemin 4-(-4), Cox 1-6, Schroeder 1-5, Morey 2-12, Strand 2-4, Brandon 1-3, Dunham 1-1, E. Amundson 2-11

Passing:

W NA
B Z. Bredman 4-6-0= 120

Receiving:

W NA
B Ness 2-47, P. Amundson 2-73



Peyton Amundson, Levi Eickenbrock (#50) and Jay Tschumperlin (#81) converge on the Warroad quarterback.



Cameron Halverson keeps the train rolling as he drags the Warroad player towards the endzone.



Major Ness outruns the defense during another Trojan win.

Offensive Stats vs Warroad

RUSHING							GAME STATS		
	Attempts	Yards	Average per rush	fumbles	Touchdowns		Trojans	Opponent	
Ethan Larson	4	37	9.3		2		First Downs	4	
Asher O'Brien	3	60	20.0		1		Rushing	1	
Major Ness	2	0	0.0		1		Passing	2	
Cameron Halverson	2	30	15.0				Penalty	1	
Zach Bredman	3	34	11.3		1		Rushing Yards	221	
David Spillum	2	22	11.0				Passing Yards	120	
Connor Klemin	4	-4	-1.0	1			Total Offense	341	
Elias Cox	1	6	6.0				Turnovers	1	
Nate Huesman							Penalties		
Peyton Amundson							Number	1	
Avery Schroeder	1	5	5.0				Yards penalized	15	
Collin Morey	2	12	6.0					10	
Dovante Russell									
Jacob Strand	2	4	2.0						
Adam Brandon	1	3	3.0						
Brayden Dunham	1	1	1.0						
Eli Amundson	2	11	5.5						
Total yards	30	221	7.4	1	5				
Scoring	Touchdown	2pt Conv.	Xtra-pt	Field Goal	Safety	Total Points			
Ethan Larson	2					12			
Major Ness	2					12			
Asher O'Brien	2					12			
Connor Klemin						0			
Cameron Halverson		1				2			
Avery Schroeder						0			
Peyton Amundson						0			
David Spillum						0			
Zachary Bredman	1					6			
Jay Tschumperlin	1					6			
Jack Maesse		1				2			
						52			
PASSING	Attempts	Completions	Yards	Average Per Pass	Touchdowns	Interceptions	Passing %		
Zachary Bredman	6	4	120	30.0			66.7%		
Connor Klemin									
RECEIVING	Receptions	Yards	Avg. Per Catch	Touchdowns					
Ethan Larson									
Major Ness	2	47	23.5						
Cameron Halverson									
Asher O'Brien									
Jay Tschumperlin									
Peyton Amundson	2	73	36.5						
			0				XTR Point	FG	
KICKING	Type of Kick	Attempts	Yards	Avg. Per Kick	Xtr PT/FG	Attempts	Made	ATT	
Peyton Amundson	KO	7	294	42.0		2	0	Made	
Ethan Larson	Punt								
Jay Tschumperlin	KO	2	73	36.5					
Brayden Dunham	KO								
Collin Morey	FG					1	0		
RETURNS	Punt Returns Yardage	KO Returns Yardage	# Punt Returns	# KO Returns	Total Return Yards	Touchdowns			
Ethan Larson									
Asher O'Brien	50		1		50	1			
Major Ness	14		1		14				
Jacob Strand	14		1		14				

Defensive Stats vs. Warroad												
	Name	solo Tackles +3	Assisted Tackles +1	Tackle for loss +2	Tipped pass +1	Fumble caused +4	Fumble recovery +3	Int +5	Sack +4	Blocked Kick +5	Tackle on Kick +3	Total Points
2	Dovante Russell	1	1								1	7
3	Major Ness							1				5
4	Zachary Bredman											0
5	Jacob Strand											0
6	Gannon Bolgrean											0
7	Hunter Blilie	1	5	1								10
8	Chase Hauck											0
9	Adam Branden											0
10	Connor Klemin											0
11	Elias Cox		1									1
15	Nathan Huseman		1									1
20	Brycen Christopherson											0
21	Jack Martin											0
22	Michael Connelly											0
23	Brayden Dunham											0
25	Asher O'Brien	2				1						10
27	Jack Bredman	1	1	1								6
28	Collin Morey	3	3	1					1		1	21
29	Brock Grabow											0
30	Eli Amundson		1									1
32	David Spillum		1								1	4
33	Avery Schroeder	2					1					9
34	Peyton Amundson	2	3	1								11
35	Isaac Dodge											0
43	Cameron Halverson	1									1	6
45	Ethan Larson	2	1		1						2	14
50	Levi Eickenbrock	2	5	1							1	16
51	Alex Dorton											0
52	Kash Tuel		1									1
53	Noah Stanford	1	2								2	11
54	Nick Robideau	2	1							1	2	18
55	Jarron Poepping											0
56	Collin Grommesch											0
57	Cody Mostue											0
58	Tyler Drees											0
61	Charlie Haycraft											0
62	Landen Hartog											0
63	Christian Lien	1		1					1			9
66	Brandon Braton											0
67	Brayden Stevens											0
68	Aiden Kent											0
70	Martin Dukek											0
71	Jackson Meyer		1	1								3
72	Alex Fronning											0
73	Hans Hansen											0
75	Justin Krueger											0
77	Carson Smith											0
79	Terrance Olgeirson- Gehrig											0
80	Parker Strom	1	1	2								8
81	Jay Tschumperlin	1	2	2								9
82	Brenden Thorkildson											0
83	Isaiah Zajac											0
84	Jack Maesse											0
85	Owen Thorkildson											0
87	Gabe Yeske											0
89	Landon Dahl											0

Bolgrean and Z. Bredman Tally Seven TD's In Barnesville's 52-0 Victory

By Tracy Hinsz

The Barnesville Trojans saw the return of Gannon Bolgrean along with quarterback Zach Bredman propel the team to a convincing 52-0 road victory at Park Rapids as Bolgrean tallied 95 yards rushing on five carries and two scores, while adding one reception for 25 yards and a touchdown, with Bredman netting three scores rushing and a passing touchdown.

Barnesville got out of the gates quickly as they tallied 20 first quarter points. Quarterback Zach Bredman had rushing touchdowns of 12 and 15 yards, while adding a two-point conversion run with Bolgrean taking a handoff 33 yards for the score.

Both players would combine for all 16 points in the second quarter as well, with Bredman adding a one yard scoring run and Bolgrean adding a 43 yard touchdown run with Bredman netting both two-point conversions to take a 36-0 lead into the break.

The Bredman to Bolgrean connection opened up the third quarter with Bolgrean hauling in a pass and rambling 25 yards for the score with Bredman converting the conversion run as well.

Cameron Halverson would tally a 10 yard touchdown run later in the third quarter with Asher O'Brien netting the two-point conversion that made the score 52-0.

A running time fourth quarter would go scoreless as Barnesville cruised to the easy victory.

"This was hands down the most focused and determined the boys have been all year," stated Coach Bryan Strand. "We knew that Park Rapids had been having a great season (4-1 coming into the game) and were tied with us on top of the district.

Boys put in a lot of work this past week preparing for this game

and as coaches we could tell before the game that they were dialed in. It wasn't the most ideal weather conditions or field conditions but it is what it is. Field was very wet and sloppy, not generally a great condition for us that like to run.

We are getting closer each week to being at full strength. This week we got back Gannon Bolgrean who had a great game. We rushed for over 330 yards and so much of that lies with the guys up front, Justin Krueger, Nick Robideau, Aiden Kent, Noah Stanford, Tyler Drees as well as the tight ends Peyton Amundson, Jack Maesse and Brendon Thorkildson. They all did great.

Zach Bredman truly led the offense having his best rushing game of the season. He went for 67 yards on eight carries with three rushing TD's, four conversions and passed for another score.

Defensively, Peyton Amundson had his best game to date recording 11 tackles, three solo and eight assisted, as well as a QB sack. The job the defensive backs did playing lock down coverage on the night was great, but the linebackers had to jump out to cover as well. Basically everyone really did a nice job. We forced three turnovers on the night with two interceptions and a fumble.

We get Crookston this week and they are having a tough year. They lost a lot of their pieces from last year to graduation. Need to keep getting healthy and improving on the small things. We finish the year with a very tough Frazee team who beat Roseau last night easily. They will be a great matchup for us to finish the regular season."

Offensively, Barnesville had 371 total yards with 339 rushing and 32 passing with the defense holding the Panthers to 123 total yards with 107 rushing and 16 passing.

Leading the defense was Amundson who had 11 tackles and a

sack and Nick Robideau who tallied nine tackles. O'Brien had five tackles and an interception with Levi Eickenbrock netting seven tackles and a fumble recovery.

Ethan Larson added seven tackles, with Hunter Blilie adding six, Jay Tschumperlin five and a fumble caused and Noah Stanford four, with Major Ness adding another interception.

Barnesville's record now stands at 6-0 on the season.

Box Score

	1	2	3	4	
Park Rapids	0	0	0	0	0
Bville	20	16	16	0	52

1st Quarter

B-Bredman 12-yard run (Pass Failed)

B-Bredman 15-yard run (Bredman Run)

B-Bolgrean 33-yard run (Pass Failed)

2nd Quarter

B-Bredman 1-yard run (Bredman Run)

B-Bolgrean 43-yard run (Bredman Run)

3rd Quarter

B-Bolgrean 25-yard pass from Bredman (Bredman Run)

B-Halverson 10-yard run (O'Brien Run)

Individual Statistics

Rushing:

PR NA

B Larson 4-27, O'Brien 1-2, Ness 6-73, Halverson 5-47, Bredman 8-67, Klemm 1-0, Amundson 1-18, Bolgrean 5-95

Passing:

PR NA

B Z. Bredman 2-4-0= 32


Receiving:

PR NA

B Larson 1-7, Bolgrean 1-25



Trojans quarterback Zach Bredman (#4) runs the ball behind the offensive line as they open up a lane for him.



Running back Gannon Bolgrean (#6) runs for a touchdown as his teammates, Jack Maesse (#84) and Justin Krueger (#75) provide protection.

Football: Barnesville backs up hype with 52-0 win over Park Rapids

Barnesville extends its winning streak to 19 games while the Panthers see their 4-game winning streak end.



Quarterback Noah Morris scrambles during Park Rapids' game against Barnesville at Vern Weekley Field on Friday, Oct. 6. Vance Carlson / Park Rapids Enterprise

By Vance Carlson

October 07, 2023 at 9:55 AM

PARK RAPIDS – Teams looking to win the Section 8AA football title will once again have to go through Barnesville.

Barnesville showcased why it deserved the No. 1 ranking in the latest state Class AA poll with a 52-0 Mid Northwest (HOL North) District victory over Park Rapids at Vern Weekley Field on Friday, Oct. 6. The Trojans, the defending state Class AA champions and the winners of the last six Section 8AA titles, continued to dominate the section by outscoring their last five opponents (Roseau 36-0, Pelican Rapids 36-22, Hawley 54-6, Warroad 52-0 and Park Rapids) by a 230-28 margin.

“No doubt about it. They were as advertised,” said Park Rapids head coach Jeremy Nordick. “However, I felt that we didn’t play our best football, so things got away from us in a hurry.”

Barnesville took advantage of three turnovers on the Panthers’ first three possessions to build a 20-0 lead.

On the first series of the game, Asher O'Brien intercepted a Noah Morris pass to give the Trojans possession at the Park Rapids 47-yard line. Quarterback Zachary Bredman followed a 29-yard run with an 11-yard TD run as Barnesville led 6-0 at the 7:21 mark.

An interception by Major Ness and 35-yard return gave the Trojans a first down at the Park Rapids 10. After a holding penalty, Bredman scored from 15 yards out and ran in the conversion for a 14-0 lead with 5:14 to play in the first quarter.

A penalty for unsportsmanlike conduct, a 10-yard reception by Landon Strasburg on third-and-11 and a 2-yard carry by Morris gave the Panthers a first down at the Barnesville 43. On the next play, Morris was sacked and fumbled as a recovery by Levi Eickenbrock gave the Trojans the ball at the Park Rapids 45.

Cameron Halverson rushed for 12 yards before Gannon Bolgrean broke free for a 33-yard TD as Barnesville led 20-0 at the 2:17 mark.

After forcing the Panthers to punt, a 38-yard punt return to the Park Rapids 17 set up a 1-yard TD run and conversion by Bredman to make it 28-0 with 11:02 to play in the first half.

A 16-yard carry by Jaydon Walen led the Panthers to the Barnesville 35, but that drive stalled there.

Barnesville quickly padded the lead as a 22-yard run by Halverson was followed by a 43-yard run by Bolgrean. Bredman ran in the conversion for a 36-0 lead at the 6:02 mark.

Morris followed a 14-yard run with a 9-yard carry as the Panthers marched to the Barnesville 43. A sack forced Park Rapids to punt.

The Panthers forced a punt and Walen's 25-yard return led to a first down at the Barnesville 24. A holding penalty ended that drive.

The Trojans threatened to score again as an 18-yard carry by Avery Schroeder was followed by a 43-yard run by Ness to the Park Rapids 19 on the final play of the half.



Barnesville's Peyton Amundson tackles Park Rapids' Jaydon Walen during a game at Vern Weekley Field on Friday, Oct. 6. Vance Carlson / Park Rapids Enterprise

"Our confidence level was fairly high going into the game. We had a good couple physical days of practice going into Friday," said Nordick. "I felt that if we could make some plays and score early on offense, then get a couple stops in the process, we'd be just fine. They made some big plays on both sides of the ball early and often, and our guys just couldn't recover."

Barnesville opened the second half with a nine-play, 57-yard scoring drive. Halverson rushed for 14 yards before Bolgrean caught a 25-yard TD pass on fourth-and-6. Bredman ran in the conversion for a 44-0 lead with 6:34 to play in the third quarter.

On their next series, the Trojans used a 30-yard punt return to the Park Rapids 25 to set up a 10-yard TD run by Halverson. O'Brien's conversion made it 42-0 at the 1:48 mark.

Each team exchanged punts during running time before the Panthers put together a threat on the final series. Carter Hirt's 9-yard run, Aiden Maanum's 8-yard carry and Andy Johanning's 11-yard gain led Park Rapids to the Barnesville 14. A holding penalty ended that threat and the game.

"Barnesville is very solid for a few reasons. 1. They are athletically talented. They've got some outstanding athletes that a lot of schools in our area don't have. 2. They are very disciplined. Their coaches have high expectations of their kids to be technically sound at each position, which they are. 3. They've put in the work in the weight room. You can see that their kids have bought into the weight room and the style of football that they're going to play. All that has led to a long win streak that's going to be tough for any team in Class AA to beat," said Nordick. "The good thing about playing the No. 1 team in the state is that it gives you a pretty good idea of the different things that you need to work on. We have to hit the reset button and go back to some basics. To beat a team like

that, you have to be rock solid on all the little things: fundamentals, blocking and tackling. You can't have any turnovers on offense and you need to also create some on defense."

Bolgrean (five carries for 95 yards), Ness (six carries for 73 yards) and Bredman (eight carries for 67 yards) helped the Trojans rack up 330 yards on the ground. The win gave Barnesville a 5-0 record in the district, a 6-0 overall record and a 19-game winning streak.

Barnesville's defense held the Panthers to only 123 yards on offense. Walen had 40 yards on 17 carries while Morris added 29 yards on 11 attempts while completing 3 of 11 passes for 15 yards. Parker Hunter and Mason Nisius were in on six tackles each to lead the defense as Park Rapids saw its four-game winning streak end in falling to 4-1 in the district and 4-2 overall.

In the other district and section games, Pelican Rapids edged Hawley 14-13, Frazee defeated Roseau 52-15 and Warroad got past Crookston 37-6. Pelican Rapids improved to 4-1 in the district and 5-1 overall and Frazee improved to 3-2 in the district and 3-3 overall. Hawley (2-3 and 2-4), Warroad (1-4 and 2-4), Roseau (1-4 and 1-5) and Crookston (0-5 and 0-6) round out the standings.

The Panthers will look to rebound by traveling to Frazee for a 7 p.m. kickoff on Friday, Oct. 13.

"We will go back to work and get ready for Frazee. They're opening up their newly built stadium Friday night, and I'm assuming it's their homecoming, so we know their kids will be charged up. It will make for a great atmosphere. I expect our boys to be ready for the challenge. We've got a competitive and proud group that knows they'll have to work harder," said Nordick. "Everything we want in the section is still there. We have a great opportunity to be the No. 2 or No. 3 seed going into the playoffs. We'll need to buckle down and play our best football these next few weeks."

Barnesville 20 16 16 0...52

Park Rapids 0 0 0 0...0

SCORING

B-Bredman 11 run (pass failed)

B-Bredman 15 run (Bredman run)

B-Bolgrean 33 run (pass failed)

B-Bredman 1 run (Bredman run)

B-Bolgrean 43 run (Bredman run)

B-Bolgrean 25 pass from Bredman (Bredman run)

B-Halverson 25 pass from Bredman (O'Brien run)

OFFENSIVE STATISTICS

RUSHING. Barnesville: Bolgrean 5-95, Ness 6-73, Bredman 8-67, Halverson 5-47. Park Rapids: Walen 17-40, N. Morris 11-29, Hirt 7-14, Maanum 2-11, A. Johanning 1-11, M. Johanning 1-3.

PASSING. Barnesville: Bredman 2-4-0 for 32 yards. Park Rapids: N. Morris 3-11-2 for 15 yards; Hirt 0-2-0 for 0 yards.

RECEIVING. Barnesville: Bolgrean 1-25, Larson 1-7. Park Rapids: Strasburg 1-10, R. Carroll 1-7, Walen 1-(-2).

KICKOFF RETURNS: Maanum 4-41, Walen 1-14, Schiller 1-1.

PUNT RETURNS: Walen 1-25.

PARK RAPIDS DEFENSIVE STATISTICS

TACKLES (solo-assists): Hunter 5-1, Nisius 4-2, Clark 2-3, R. Carroll 4-0, A. Johanning 3-1, Maanum 2-2, Hoffman 1-2, N. Morris 2-0, M. Johanning 1-1, P. Carroll 1-1, B. Morris 1-0, D. Johnson 0-1.

TACKLES FOR LOSS: R. Carroll 1.

QUARTERBACK SACKS: A. Johanning 1.

PUNTS: Walen 5-164.

Offensive Stats vs Park Rapids

RUSHING	Attempts	Yards	Average per rush	fumbles	Touchdowns	GAME STATS			
Ethan Larson	4	27	6.8			First Downs	9	11	
Asher O'Brien	1	2	2.0			Rushing	9	10	
Major Ness	6	73	12.2			Passing		1	
Cameron Halverson	5	47	9.4		1	Penalty			
Zach Bredman	6	67	8.4		3	Rushing Yards	329	107	
David Spillum						Passing Yards	32	16	
Connor Klemm	1	0	0.0			Total Offense	384	123	
Elias Cox						Turnovers	0	3	
Nate Huesman						Penalties			
Peyton Amundson	1	18	18.0			Number	5	2	
Avery Schroeder						Yards penalized	95	20	
Collin Morey									
Dovante Russell									
Jacob Strand									
Adam Brandon									
Brayden Dunham									
Eli Amundson									
Gannon Bolgrean	5	95	19.0		2				
Total yards	31	329	10.6	0	6				
Scoring	Touchdown	2pt Conv.	Xtra-pt	Field Goal	Safety	Total Points			
Ethan Larson						0			
Major Ness						0			
Asher O'Brien		1				2			
Connor Klemm						0			
Cameron Halverson	1					6			
Avery Schroeder						0			
Peyton Amundson						0			
David Spillum						0			
Zachary Bredman	3	4				26			
Jay Tschumperlin						0			
Jack Maesse						0			
Gannon Bolgrean	3					18			
PASSING	Attempts	Completions	Yards	Average Per Pass	Touchdowns	52 Interceptions	Passing %		
Zachary Bredman	4	2	32	16.0	1	0	50.0%		
Connor Klemm									
Gannon Bolgrean									
RECEIVING	Receptions	Yards	Avg. Per Catch	Touchdowns					
Ethan Larson	1	7	7.0						
Major Ness									
Cameron Halverson									
Asher O'Brien									
Jay Tschumperlin									
Peyton Amundson									
Gannon Bolgrean	1	25	25.0	1			XTR Point	FG	
KICKING	Type of Kick	Attempts	Yards	Avg. Per Kick	Xtr PT/FG	Attempts	Made	ATT	Made
Peyton Amundson	KO	8	338	42.3					
Ethan Larson	Punt	2	61	30.5					
Jay Tschumperlin	KO								
Brayden Dunham	KO								
Collin Morey	FG								
RETURNS	Punt Returns Yardage	KO Returns Yardage	# Punt Returns	# KO Returns	Total Return Yards	Touchdowns			
Ethan Larson		24		1	24				
Asher O'Brien	43		1		43				
Major Ness									
Jacob Strand									
Gannon Bolgrean	29		1		29				

		Defensive Stats vs. Park Rapids										
	Name	solo Tackles +3	Assisted Tackles +1	Tackle for loss +2	Tipped pass +1	Fumble caused +4	Fumble recovery +3	Int +5	Sack +4	Blocked Kick +5	Tackle on Kick +3	Total Points
2	Dovante Russell		1								1	4
3	Major Ness	1	1									4
4	Zachary Bredman											0
5	Jacob Strand											0
6	Gannon Bolgrean	2										6
7	Hunter Billie	3	3	1								14
8	Chase Hauck											0
9	Adam Branden											0
10	Connor Klemm											0
11	Elias Cox											0
15	Nathan Huseman											0
20	Brycen Christopherson											0
21	Jack Martin		2									2
22	Michael Connelly											0
23	Brayden Dunham											0
25	Asher O'Brien	2	2	1				1			1	18
27	Jack Bredman		1									1
28	Collin Morey	1	4									7
29	Brock Grabow											0
30	Eli Amundson	1	1									4
32	David Spillum	2										6
33	Avery Schroeder		1		1							2
34	Peyton Amundson	3	8	3					1			27
35	Isaac Dodge	1	1									4
43	Cameron Halverson		1									1
45	Ethan Larson	3	3	1							1	17
50	Levi Eickenbrock	1	4				1				2	16
51	Alex Dorton											0
52	Kash Tuel											0
53	Noah Stanford		4	2							2	14
54	Nick Robideau	2	4	1							3	21
55	Jarron Poepping											0
56	Collin Grommesch											0
57	Cody Mostue											0
58	Tyler Drees											0
61	Charlie Haycraft											0
62	Landen Hartog	1										3
63	Christian Lien	1	1									4
66	Brandon Braton											0
67	Brayden Stevens											0
68	Aiden Kent											0
70	Martin Dukek											0
71	Jackson Meyer											0
72	Alex Fronning											0
73	Hans Hansen											0
75	Justin Krueger	1	1	1								6
77	Carson Smith											0
79	Terrance Olgeirson- Gehrig											0
80	Parker Strom											0
81	Jay Tschumperlin	1	4	1		1						13
82	Brenden Thorkildson											0
83	Isaiah Zajac											0
84	Jack Maesse	1										3
85	Owen Thorkildson											0
87	Gabe Yeske											0
89	Landon Dahl											0

O'Brien Nets Three Touchdowns In Route Of Crookston

By Tracy Hinsz

The Barnesville Trojans scored early and often with Asher O'Brien netting three touchdowns, two on punt returns, as Barnesville cruised to a 66-0 victory at home on parents night against Crookston.

The Trojans would score their first touchdown on an O'Brien 77 yard punt return with Major Ness adding the conversion run for an 8-0 lead.

Gannon Bolgrean would net the second score on a 15 yard run with Ethan Larson adding the two-point conversion for a 16-0 Trojans lead.

O'Brien would take his only carry of the game in for a touchdown from four yards out with Zach Bredman netting the conversion run, before Bredman added a 25 yard touchdown pass to Bolgrean that made the score 30-0 after one period of play.

O'Brien would tally his second punt return touchdown to start the second quarter this time from 43 yards out, before the Trojan defense tallied a safety on a punt that was snapped out of the endzone for a 38-0 advantage.

Bredman would score a touchdown on their next possession on a 62 yard run with Barnesville earning another safety as the ball went out the back of the endzone on another punt.

The Trojan's David Spillum would net the next touchdown on a 65 yard run with Jay Tschumperlin adding the PAT for a 53-0 lead at the break.

Bolgrean would move over to quarterback in the third quarter and break off a 52 yard run for the Trojans next score that made it 59-0, while Eli Amundson scored his first varsity touchdown on a 15 yard run with Justin Krueger making the extra point that ended the scoring with Barnesville winning the game

66-0.

"This was an interesting game as we scored 53 points in the first half and only ran eight offensive plays," said Coach Bryan Strand. "For the entire game we only ran 21 plays on offense. In my 20 plus years of coaching football, I do not remember a game with so few plays.

"We had two punt returns for touchdowns by Asher O'Brien and two safeties in the first half. It was a game we hoped we could get out of with no injuries as we move into next week. The field was very sloppy with the all-day rain we received. Luckily neither team had any injuries because of it.

"Three of our top backs did not get any carries this game. We did not run enough plays for them to get touches and we scored quickly when we had the ball.

"Our depth was noticeable in the game as we announced 16 seniors, while Crookston only traveled 22 players. Our depth and speed was the main factor in this game.

"We have a short week of practice as we get ready for a very good Frazee team. They led Park Rapids for most of the game last night before losing late. We will probably get Crookston in the first round of the playoffs, so we need to focus on staying healthy heading into post season."

Barnesville tallied 380 total yards with 316 yards rushing and 64 passing, while the defense held the Pirates to 30 total yards.

Bolgrean led the Trojans with 80 yards rushing with Spillum adding 70 and Bredman 62, while adding 64 more yards passing. Jack Maesse had one reception for 28 yards with Bolgrean netting one for 25 and Ness one for 11.

Defensively, Barnesville was led by Hunter Blilie who tallied five tackles, with two for loss and

a sack, with Collin Morey adding five tackles with three for loss. Eli Amundson added five tackles with Spillum netting five tackles as well.

The Trojans record now stands at 7-0 on the season.

Box Score	1	2	3	4
Crookston	0	0	0	0
Bville	30	23	6	7

Qtr 1

B-O'Brien 77-yard punt return (Ness Run)

B-Bolgrean 15-yard run (Larson Run)

B-O'Brien 4-yard run (Bredman Run)

B-Bolgrean 25-yard pass from Bredman (Kick Failed)

Qtr 2

B-O'Brien 43-yard punt return (Kick Failed)

B-Safety

B-Bredman 62-yard run (Kick Failed)

B-Safety

B-Spillum 65-yard run (Tschumperlin Kick)

Qtr 3

B-Bolgrean 52-yard run (Kick Failed)

Qtr 4

B-Eli Amundson 15-yard run (Krueger Kick)

Individual Statistics

Rushing:

C NA

B O'Brien 1-4, Z. Bredman 1-62, Spillum 2-70, Klemm 3-34, Schroeder 2-15, Morey 1-20, E. Amundson 3-23, Bolgrean 3-80, Blilie 1-3, Hauck 1-5

Passing:


C NA

B Z. Bredman 3-3-0= 64

Receiving:

C NA

B Ness 1-11, Bolgrean 1-25, Maesse 1-28



With the defense shutting down the Crookston offense, Hunter Billie (#7) lead the team in tackles. He is seen above stopping the Pirate running back as Peyton Amundson (#34), Justin Krueger (#75), Levi Eickenbrock (#50, Collin Morey (#28) and Nate Huesman (#15) close up the gap.



Photos by Casey Ehler

Never taking his eye off the ball, Nate Huesman (#15) brings this one in while Gannon Bolgrean (#6) and Levi Eickenbrock (#50) assist on the play.



Asher O'Brien had two punt returns for touchdowns on the night.

Offensive Stats vs Crookston

RUSHING	Attempts	Yards	Average per rush	Fumbles	Touchdowns		GAME STATS	Trojans	Opponent
Ethan Larson							First Downs	7	2
Asher O'Brien	1	4	4.0		1		Rushing	5	2
Major Ness							Passing	2	
Cameron Halverson							Penalty		
Zach Bredman	1	62	62.0		1		Rushing Yards	316	80
David Spillum	2	70	35.0		1		Passing Yards	64	0
Connor Klemm	3	34	11.3				Total Offense	380	80
Elias Cox							Turnovers		1
Nate Huesman							Penalties		
Peyton Amundson							Number	2	3
Avery Schroeder	2	15	7.5				Yards penalized	15	15
Collin Morey	1	20	20.0						
Dovante Russell									
Jacob Strand									
Adam Brandon									
Brayden Dunham									
Eli Amundson	3	23	7.7		1				
Gannon Bolgreen	3	80	26.7		2				
Hunter Billie	1	3	3.0						
Chase Hauck	1	5	5.0						
Total yards	18	316	17.6	0	6				
Scoring	Touchdown	2pt Conv.	Xtra-pt	Field Goal	Safety	Total Points			
Ethan Larson		1				2			
Major Ness		1				2			
Asher O'Brien	3					18			
Connor Klemm						0			
Cameron Halverson						0			
Avery Schroeder						0			
Peyton Amundson						0			
David Spillum	1					6			
Zachary Bredman	1	1				8			
Jay Tschumperlin			1			1			
Jack Maesse						0			
Gannon Bolgreen	3					18			
Defense					2	4			
Justin Krueger			1			1			
Eli Amundson	1					6			
						66			
PASSING	Attempts	Completions	Yards	Average Per Pass	Touchdowns	Interceptions	Passing %		
Zachary Bredman	3	3	64	21.3	1	0	100.0%		
Connor Klemm									
Gannon Bolgreen									
RECEIVING	Receptions	Yards	Avg. Per Catch	Touchdowns					
Ethan Larson									
Major Ness	1	11	11.0						
Cameron Halverson									
Asher O'Brien									
Jay Tschumperlin									
Peyton Amundson									
Gannon Bolgreen	1	25	25.0	1			XTR Point		FG
Jack Maesse	1	28	28.0						
KICKING	Type of Kick	Attempts	Yards	Avg. Per Kick	Xtr PT/FG	Attempts	Made	ATT	Made
Peyton Amundson	KO	7	257	36.7		2	0		
Ethan Larson	Punt								
Jay Tschumperlin	KO/FG					2	1		
Brayden Dunham	KO	1	38	38.0					
Collin Morey	FG								
Eli Amundson	FG					1	0		
Justin Krueger	FG					1	1		
Alex Dorton	KO	1	41	41.0					
RETURNS	Punt Returns Yardage	KO Returns Yardage	# Punt Returns	# KO Returns	Total Return Yards	Touchdowns			
Ethan Larson									
Asher O'Brien	120		2		120	2			
Major Ness									
Jacob Strand									
Gannon Bolgreen									

		Defensive Stats vs. Crookston										
	Name	solo Tackles +3	Assisted Tackles +1	Tackle for loss +2	Tipped pass +1	Fumble caused +4	Fumble recovery +3	Int +5	Sack +4	Blocked Kick +5	Tackle on Kick +3	Total Points
2	Dovante Russell											0
3	Major Ness											0
4	Zachary Bredman											0
5	Jacob Strand											0
6	Gannon Bolgrean		1	1								3
7	Hunter Blilie	2	3	2					1			17
8	Chase Hauck	1										3
9	Adam Branden											0
10	Connor Klemin		1								1	4
11	Elias Cox											0
15	Nathan Huseman		1					1				6
20	Brycen Christopherson											0
21	Jack Martin											0
22	Michael Connelly											0
23	Brayden Dunham											0
25	Asher O'Brien	1										3
27	Jack Bredman	1									1	6
28	Collin Morey	2	3	3								15
29	Brock Grabow											0
30	Eli Amundson	3	2								1	14
32	David Spillum	2	1	1							2	15
33	Avery Schroeder											0
34	Peyton Amundson		2	1								4
35	Isaac Dodge											0
43	Cameron Halverson		2								2	8
45	Ethan Larson	1	1									4
50	Levi Eickenbrock											0
51	Alex Dorton	2									1	9
52	Kash Tuel		2	1								4
53	Noah Stanford	1	1	1								6
54	Nick Robideau		3	1								5
55	Jarron Poepping	1										3
56	Collin Grommesch											0
57	Cody Mostue											0
58	Tyler Drees											0
61	Charlie Haycraft											0
62	Landen Hartog		1	1								3
63	Christian Lien		1									1
66	Brandon Braton											0
67	Brayden Stevens											0
68	Aiden Kent		1									1
70	Martin Dukek											0
71	Jackson Meyer											0
72	Alex Fronning											0
73	Hans Hansen	1										3
75	Justin Krueger	1	1	1								6
77	Carson Smith											0
79	Terrance Olgeirson- Gehrig											0
80	Parker Strom		1	1								3
81	Jay Tschumperlin											0
82	Brenden Thorkildson											0
83	Isaiah Zajac	1										3
84	Jack Maesse											0
85	Owen Thorkildson		1								1	4
87	Gabe Yeske											0
89	Landon Dahl											0

Larson, Robideau Lead Defense To Fourth Straight Shutout

By Tracy Hinsz

The Barnesville Trojans defense, led by Ethan Larson's 13 tackles with four going for loss and a sack and Nick Robideau's nine tackles, two for loss and a sack, went on the road and shut out a very talented Frazee Hornets team 40-0 to end their regular season undefeated.

Frazee opened up with the ball behind an offensive weapon named Brady Crabtree who had rushed for more than 1400 yards and tallied 23 touchdowns coming into the game.

The Trojan football team knew they needed to stop him for a chance to win the game. They were up to the task as he ended the night with 40 yards rushing on 15 carries.

Barnesville would force a punt to open the game getting their offense on the field. The second play from scrimmage saw Major Ness haul in a Zach Bredman pass and race 55 yards before being caught at the one yard line. Cameron Halverson would take the next carry into the endzone for the game's first score. Jack Maesse would net the two point conversion pass from Bredman for an 8-0 lead.

Frazee would use up the rest of the first quarter on offense before starting the second with a punt. Barnesville would race down the field before the Hornets tallied an interception to end the drive deep in their territory.

The Trojan defense would force another punt with the offense taking over at the 40 yard line. Barnesville would go 60 yards for their second touchdown of the game as Bredman connected with Peyton Amundson for a four yard score.

The big play was a nifty run by Gannon Bolgrean that covered forty yards. Halverson would add the two point conversion that made the score 16-0 as both teams headed into intermission.

The third quarter belonged to

Barnesville as they tallied two more scores, while holding Frazee to only 17 yards of offense.

The first touchdown was a five play drive that ended with Larson taking the carry two yards to pay dirt. Bredman would add the conversion run for a 24-0 lead.

Another great defensive stand gave the Trojans excellent field position at the 49 yard line. A seven play drive was capped off when Bolgrean caught a 25 yard pass from Bredman for the score. Halverson would add the conversion run that made the score 32-0 after three quarters of play.

Barnesville would keep their foot on the pedal as they scored on their first possession of the fourth quarter. Larson took a handoff in from 25 yards out for the touchdown. He would also haul in the conversion pass from Bredman that made the score 40-0 Trojans.

Frazee would put together a nice drive at the end of the game, getting deep into Trojans territory. But on the final play, Barnesville's Isaiah Zajac would cause a fumble that was recovered by Kash Tuel to end the game and preserve the shutout.

"This was a fast paced game as Frazee ran 40 plays to our 36," said Coach Bryan Strand. "The game had good flow to it and I felt our kids played decently all night. We made a few mistakes, but nothing too costly.

"Frazee banged with us and fought for four quarters. I was very impressed with their grit on the night. They are going to be a good playoff team, as they will get the four seed, so we could see them again.

"The Hornets top offensive player was Brady Crabtree, who is having a fantastic season. Our main focus was stopping him. The defense did a great job of getting to him early before he was able to build up speed.

"The players have been working so hard on their assignments and

doing things fundamentally correct. They have been a fun group to coach."

The defense held Frazee to 161 total yards with 116 on the ground and 45 through the air.

Larson was dominant as he spent all game in the Hornets backfield netting seven solo and six assisted tackles, to go along with four tackles for loss and a sack.

Robideau was all over the field as well tallying four solo and five assisted tackles, four for loss and a sack to lead the team to its fourth straight shutout. Amundson added 11 total tackles with one for loss, while Jay Tschumperlin added six tackles with three for loss.

Halverson and Levi Eickenbrock chipped in five assisted tackles each with Noah Stanford adding four tackles to lead Barnesville.

Offensively, Barnesville finished with 424 yards of offense with 280 on the ground and 144 through the air. The Trojans were led by Bolgrean's 117 yards rushing on six carries, adding one reception for 25 yards and a touchdown, while Larson tallied 99 yards rushing on eight carries and two scores.

Bredman finished with six completions in 12 attempts for 144 yards and two scores with Ness netting one reception for 55 yards, while Amundson added three catches for 52 yards and a score and Maesse one catch for 12 yards and a touchdown.

The Trojans improved their record to 8-0 on the season and will enter the playoffs in Section 8AA as the top seed. They will face off against Crookston on Tuesday, October 24 in Barnesville.

Box Score

	1	2	3	4	
Frazee	0	0	0	0	0
Bville	8	8	16	8	40

1st Quarter

B-Halverson 1-yard run (Maesse
Pass from Bredman)

2nd Quarter

B-Amundson 4-yard pass from
Bredman (Halverson Run)

3rd Quarter

B-Larson 2-yard run (Bredman
Run)

B-Bolgrean 25-yard pass from
Bredman (Halverson Run)

4th Quarter

B-Larson 25-yard run (Larson
pass from Bredman)

Individual Statistics**Rushing:**

F NA

B Larson 8-99, O'Brien 2-20,
Ness 1-3, Halverson 4-27, Bredman
2-11, Amundson 1-3, Bolgrean
6-117

Passing:

F NA

B Z. Bredman 6-12-0= 144


Receiving:

F NA

B Ness 1-55, Amundson 3-52,
Bolgrean 1-25, Maesse 1-12



Levi Eickenbrock (#50), Peyton Amundson (#34), along with the other Trojan defenders stop the Frazee runner from advancing.



PHOTOS BY CASEY EHLERT AND ANDREW EHLERT

The Trojans offensive line makes a hole for the ball carrier, #45 Ethan Ishaug, to cross the line.

Offensive Stats vs Frazee

Offensive Stats vs Frazee									
RUSHING	Attempts	Yards	Average per rush	fumbles	Touchdowns		GAME STATS	Trojans	Opponent
Ethan Larson	8	99	12.4		2		First Downs	15	8
Asher O'Brien	2	20	10.0				Rushing	8	7
Major Ness	1	3	3.0				Passing	4	1
Cameron Halverson	4	27	6.8		1		Penalty	2	
Zach Bredman	2	11	5.5				Rushing Yards	280	116
David Spillum							Passing Yards	144	45
Connor Klemm							Total Offense	424	161
Elias Cox							Turnovers	1	1
Nate Huesman							Penalties		
Peyton Amundson	1	3	3.0				Number	3	7
Avery Schroeder							Yards penalized	25	70
Collin Morey									
Dovante Russell									
Jacob Strand									
Adam Brandon									
Brayden Dunham									
Eli Amundson									
Gannon Bolgrean	6	117	19.5						
Hunter Billie									
Chase Hauck									
Total yards	24	280	11.7	0	3				
Scoring	Touchdown	2pt Conv.	Xtra-pt	Field Goal	Safety	Total Points			
Ethan Larson	2	1				14			
Major Ness						0			
Asher O'Brien						0			
Connor Klemm						0			
Cameron Halverson	1	2				10			
Avery Schroeder						0			
Peyton Amundson	1					6			
David Spillum						0			
Zachary Bredman		1				2			
Jay Tschumperlin						0			
Jack Maesse		1				2			
Gannon Bolgrean	1					6			
Defense						0			
Justin Krueger						0			
Eli Amundson						0			
						40			
PASSING	Attempts	Completions	Yards	Average Per Pass	Touchdowns	Interceptions	Passing %		
Zachary Bredman	12	6	144	24.0	2	1	50.0%		
Connor Klemm									
Gannon Bolgrean									
RECEIVING	Receptions	Yards	Avg. Per Catch	Touchdowns					
Ethan Larson									
Major Ness	1	55	55.0						
Cameron Halverson									
Asher O'Brien									
Jay Tschumperlin									
Peyton Amundson	3	52	17.3	1					
Gannon Bolgrean	1	25	25.0	1					
Jack Maesse	1	12	12.0						
KICKING	Type of Kick	Attempts	Yards	Avg. Per Kick	Xtr PT/FG	Attempts	Made	ATT	Made
Peyton Amundson	KO/FG	6	277	46.2					
Ethan Larson	Punt								
Jay Tschumperlin	KO/FG								
Brayden Dunham	KO								
Collin Morey	FG								
Eli Amundson	FG								
Justin Krueger	FG								
Alex Dorton	KO								
RETURNS	Punt Returns Yardage	KO Returns Yardage	# Punt Returns	# KO Returns	Total Return Yards	Touchdowns			
Ethan Larson									
Asher O'Brien	9		3		9				
Major Ness									
Jacob Strand									
Gannon Bolgrean		14		1	14				

Defensive Stats vs. Frazee												
	Name	solo Tackles +3	Assisted Tackles +1	Tackle for loss +2	Tipped pass +1	Fumble caused +4	Fumble recovery +3	Int +5	Sack +4	Blocked Kick +5	Tackle on Kick +3	Total Points
2	Dovante Russell											0
3	Major Ness											0
4	Zachary Bredman											0
5	Jacob Strand											0
6	Gannon Bolgrean	1	6									9
7	Hunter Blilie		4	1								6
8	Chase Hauck											0
9	Adam Branden											0
10	Connor Klemm											0
11	Elias Cox											0
15	Nathan Huseman											0
20	Brycen Christopherson											0
21	Jack Martin											0
22	Michael Connelly											0
23	Brayden Dunham											0
25	Asher O'Brien	1										3
27	Jack Bredman											0
28	Collin Morey											0
29	Brock Grabow											0
30	Eli Amundson											0
32	David Spillum		2								2	8
33	Avery Schroeder		2								1	5
34	Peyton Amundson	1	10	1								15
35	Isaac Dodge											0
43	Cameron Halverson		5	1							1	10
45	Ethan Larson	7	6	4					1			39
50	Levi Eickenbrock		5								2	11
51	Alex Dorton											0
52	Kash Tuel		1				1					4
53	Noah Stanford	3	1									10
54	Nick Robideau	4	6	2					1		1	28
55	Jarron Poepping											0
56	Collin Grommesch											0
57	Cody Mostue											0
58	Tyler Drees											0
61	Charlie Haycraft											0
62	Landen Hartog											0
63	Christian Lien											0
66	Brandon Braton											0
67	Brayden Stevens											0
68	Aiden Kent		1	1								3
70	Martin Dukek											0
71	Jackson Meyer											0
72	Alex Fronning											0
73	Hans Hansen											0
75	Justin Krueger		3	1								5
77	Carson Smith											0
79	Terrance Olgeirson- Gehrig											0
80	Parker Strom											0
81	Jay Tschumperlin	1	5	3								14
82	Brenden Thorkildson											0
83	Isaiah Zajac					1						4
84	Jack Maesse											0
85	Owen Thorkildson											0
87	Gabe Yeske											0
89	Landon Dahl											0

Larson Tallies Four TD's; Morey Shines On Defense

By Tracy Hinsz

The Barnesville Trojans opened up the 2023 Class AA football playoffs in defense of their state title, with a first round game against Crookston. Ethan Larson had a huge night, netting three scores with 120 yards rushing, while adding an interception for a touchdown, with Collin Morey netting seven tackles, a fumble recovery and an interception in leading the Trojans to a 74-6 victory.

In a first quarter scoring barrage, Barnesville tallied six touchdowns and 46 points with Asher O'Brien netting three of the scores. He would open the game with a 32 yard scoring run with Gannon Bolgrean netting the two-point conversion run, while adding an 11 yard touchdown after with Bolgrean tallying his second conversion run.

Larson would net his first touchdown of the game with a 40 yard run that made the score 22-0 before O'Brien would earn the touchdown trifecta with a 54 yard punt return for the score, with Larson adding the conversion run.

Bolgrean would get into the endzone with a 48 yard reception from quarterback Zach Bredman with Bredman adding the two-point conversion, with Larson ending the first quarter scoring with a 55 yard interception return as Bredman scored on the conversion making it 46-0 at the end of one period of play.

Larson would tally the first two scores of the second quarter with runs of five and 70 yards, with Halverson adding the first conversion run and Bredman the second.

Avery Schroeder would tally the last score of the quarter with a 48 yard run that made the score 68-0 as both teams went into the halftime break.

The third quarter only saw one score as Noah Stanford raced in from 23 yards out for Barnesville's last score of the game, before Crookston

finally found the scoreboard on a 15 yard pass from Antonio Romero to Rylan Lubarski that made the final score 74-6.

"This was your typical 1 vs 8 game with the first quarter being the longest quarter I have been associated with in 27 years of coaching," stated Coach Bryan Strand. "I think it took around 45 minutes to complete.

"I felt Crookston played hard, but did not have the depth to stay competitive. They only dressed 20 kids for the game compared to our 46. In football, numbers matter.

"I thought our kids showed up and played hard. We got out of the game fairly healthy, with starting running back Major Ness being held out of the game after turning an ankle in warmups.

"On the night, we averaged 17.3 yards per carry, which I think is a school record and were two for three passing. Defensively, Collin Morey and Ethan Larson were outstanding.

"We hope to get a couple of good days of practice in this week to prepare for Frazee. They played us hard last week and were a physical team."

The Trojans finished with 489 yards of total offense with 432 on the ground and 57 through the air. Defensively, Barnesville held Crookston to 162 total yards of offense with 74 rushing and 88 receiving.

Larson added six tackles and an interception, with Alex Fronning netting three tackles, two for loss and a sack. Nick Robideau added six tackles, with Kash Tuel netting three tackles, two for loss and a sack as well.

Peyton Amundson chipped in six tackles, with Jay Tschumperlin tallying two tackles, a fumble recovery and a sack, while Stanford finished with four tackles.

Barnesville's record now stands at 9-0 on the season. They will face Frazee at home on Saturday,

October 28 with game time stated for 2 p.m.

Box Score

	1	2	3	4	
Crookston	0	0	0	6	6
Bville	46	22	6	0	74

Qtr 1

B-O'Brien 32-yard run (Bolgrean Run)

B-O'Brien 11-yard run (Bolgrean Run)

B-Larson 40-yard run (Pass Failed)

B-O'Brien 54-yard punt return (Larson Run)

B-Bolgrean 48-yard pass from Bredman (Bredman Run)

B-Larson 55-yard interception return (Bredman Run)

Qtr 2

B-Larson 5-yard run (Halverson Run)

B-Larson 70-yard run (Bredman Run)

B-Schroeder 48-yard run (Kick Failed)

Qtr 3

B-Stanford 23-yard run (Run Failed)

Qtr 4

C-Lubarski 15-yard pass from Romero (Run Failed)

Individual Statistics

Rushing:

C NA

B Larson 4-120, O'Brien 3-49, Halverson 1-35, Bredman 1-3, Spillum 3-33, Klemm 1-(-6), Cox 2-1, Huseman 2-20, P. Amundson 1-19, Schroeder 1-48, Russell 3-53, Strand 1-6, Bolgrean 1-28, Stanford 1-23

Passing:

C NA

B Z. Bredman 2-3-0= 57

Receiving:

C NA

B P. Amundson 1-9, Bolgrean 1-48



Ball carrier, Dovante Russel, get assistance on the run from David Spillum (#32), ??? and Kash Tuel (#52).



Making the stop on the Crookston runner is Jay Tschumperlin with backup from the Trojans' strong defense.

Offensive Stats vs Crookston - Playoff

RUSHING							GAME STATS		
	Attempts	Yards	Average per rush	fumbles	Touchdowns		Trojans	Opponent	
Ethan Larson	4	120	30.0		3		First Downs	15	9
Asher O'Brien	3	49	16.3		2		Rushing	14	6
Major Ness							Passing		2
Cameron Halverson	1	35	35.0				Penalty	1	1
Zach Bredman	1	3	3.0				Rushing Yards	432	74
David Spillum	3	33	11.0				Passing Yards	57	98
Connor Klemm	1	-6	-6.0	1			Total Offense	489	162
Elias Cox	2	1	0.5				Turnovers	1	2
Nate Huesman	2	20	10.0				Penalties		
Peyton Amundson	1	19	19.0				Number	2	2
Avery Schroeder	1	48	48.0		1		Yards penalized	20	20
Collin Morey									
Dovante Russell	3	53	17.7						
Jacob Strand	1	6	6.0						
Adam Brandon									
Brayden Dunham									
Eli Amundson									
Gannon Bolgreaan	1	28	28.0						
Hunter Billie									
Chase Hauck									
Noah Stanford	1	23	23.0		1				
Total yards	25	432	17.28	1	7				
Scoring	Touchdown	2pt Conv.	Xtra-pt	Field Goal	Safety	Total Points			
Ethan Larson	4	1				26			
Major Ness						0			
Asher O'Brien	3					18			
Connor Klemm						0			
Cameron Halverson		1				2			
Avery Schroeder	1					6			
Peyton Amundson						0			
David Spillum						0			
Zachary Bredman		3				6			
Jay Tschumperlin						0			
Jack Maesse						0			
Gannon Bolgreaan	1	2				10			
Defense						0			
Justin Krueger						0			
Eli Amundson						0			
Noah Stanford	1					6			
PASSING	Attempts	Completions	Yards	Average Per Pass	Touchdowns	Interceptions	Passing %		
Zachary Bredman	3	2	57	28.5	1		66.7%		
Connor Klemm									
Gannon Bolgreaan									
RECEIVING	Receptions	Yards	Avg. Per Catch	Touchdowns					
Ethan Larson									
Major Ness									
Cameron Halverson									
Asher O'Brien									
Jay Tschumperlin									
Peyton Amundson	1	9	9.0						
Gannon Bolgreaan	1	48	48.0	1					
Jack Maesse									
KICKING	Type of Kick	Attempts	Yards	Avg. Per Kick	Xtr PT/FG	Attempts	Made	ATT	Made
Peyton Amundson	KO/FG	11	495	45.0					
Ethan Larson	Punt								
Jay Tschumperlin	KO/FG					1	0		
Brayden Dunham	KO								
Collin Morey	FG								
Eli Amundson	FG								
Justin Krueger	FG								
Alex Dorton	KO								
RETURNS	Punt Returns Yardage	KO Returns Yardage	# Punt Returns	# KO Returns	Total Return Yards	Touchdowns			
Ethan Larson									
Asher O'Brien	54		1		54	1			
Major Ness									
Jacob Strand									
Gannon Bolgreaan	37		1		37				

		Defensive Stats vs. Crookston (playoff)										
	Name	solo Tackles +3	Assisted Tackles +1	Tackle for loss +2	Tipped pass +1	Fumble caused +4	Fumble recovery +3	Int +5	Sack +4	Blocked Kick +5	Tackle on Kick +3	Total Points
2	Dovante Russell		2								2	8
3	Major Ness											0
4	Zachary Bredman											0
5	Jacob Strand	1	1									4
6	Gannon Bolgrean	1						1				8
7	Hunter Billie		4	1								6
8	Chase Hauck											0
9	Adam Branden											0
10	Connor Klemin											0
11	Elias Cox											0
15	Nathan Huseman											0
20	Brycen Christopherson											0
21	Jack Martin		1									1
22	MichaelConnelly											0
23	Brayden Dunham											0
25	Asher O'Brien	1										3
27	Jack Bredman	3										9
28	Collin Morey	4	2	1			1		1		1	26
29	Brock Grabow											0
30	Eli Amundson											0
32	David Spillum	2	1									7
33	Avery Schroeder											0
34	Peyton Amundson	1	3								2	12
35	Isaac Dodge	1										3
43	Cameron Halverson		2								2	8
45	Ethan Larson	3	1		1			1			2	22
50	Levi Eickenbrock	1	3								1	9
51	Alex Dorton	1	2		1							6
52	Kash Tuel	1	2	2					1			13
53	Noah Stanford	2	1								1	10
54	Nick Robideau	1	3	1							2	14
55	Jarron Poepping											0
56	Collin Grommesch											0
57	Cody Mostue											0
58	Tyler Drees											0
61	Charlie Haycraft											0
62	Landen Hartog	1	2									5
63	Christian Lien											0
66	Brandon Braton											0
67	Brayden Stevens											0
68	Aiden Kent											0
70	Martin Dukek											0
71	Jackson Meyer		1	1					1			7
72	Alex Fronning	2	1	2					1			15
73	Hans Hansen											0
75	Justin Krueger											0
77	Carson Smith											0
79	Terrance Olgeirson- Gehrig											0
80	Parker Strom	1		1								5
81	Jay Tschumperlin		2	1			1		1			11
82	Brenden Thorkildson											0
83	Isaiah Zajac		2	1								4
84	Jack Maesse											0
85	Owen Thorkildson											0
87	Gabe Yeske											0
89	Landon Dahl											0

Bolgrean, Larson Lead Trojans to 48-0 Playoff Win

By Tracy Hinsz

The Barnesville Trojans continued their onslaught on both sides of the ball as they shut out Frazee 48-0 in the Section 8AA football semi-finals as Gannon Bolgrean tallied 145 yards rushing and two touchdowns, with Larson netting 85 yards rushing and one score.

Barnesville opened up the scoring in the first quarter as quarterback, Zach Bredman hit Peyton Amundson with a five yard touchdown pass. The conversion run was not successful making the score 6-0.

Ethan Larson scored the next touchdown on a 37 yard run with another conversion run unsuccessful that made the score 12-0 after one quarter of play.

Bolgrean got the second quarter off and running with a 63 yard run, while adding the two-point conversion for a 20-0 Trojans advantage, with Major Ness netting a one yard touchdown run with the two-point conversion pass falling incomplete that brought both teams into the halftime break with Barnesville leading 26-0.

The Trojans tacked on two more touchdowns in the third quarter as Bolgrean added a 21 yard run with Larson netting the conversion run, while Halverson raced in from eight yards out and added the conversion run for a 42-0 lead after three quarters of play.

David Spillum would end the scoring with a 60 yard touchdown run as time expired that made

the final score 48-0 moving Barnesville on to the Section 8AA Championship game.

"This was another hard fought game against a very physical and good football team in Frazee," said Coach Bryan Strand. "I was impressed with the Hornets the last time we played them and that did not change today. It was a cold and muddy day that both teams got through. Field conditions were tough on both teams.

We executed very well on both sides of the ball. We held them to 47 yards on the ground and 22 yards in the air. Offensively, we moved the ball very well. Gannon Bolgrean and Ethan Larson shined today.

As a team, I feel we are moving the ball well right now. This week will be fun getting ready for a very talented Pelican Rapids football team. I feel we match up well with them. It will be two very good teams going at it for the Section title."

Amundson was phenomenal on defense netting 10 tackles with five solo, adding three more tackles on kicks, netting one tackle for loss and one sack, while Justin Krueger had five tackles, one for loss and a sack.

Levi Eickenbrock finished with four tackles, one for loss, and a sack with Jay Tschumperlin netting two tackles, caused a fumble and recovered a fumble, while Nick Robideau chipped in four tackles with one for loss in the victory.

Barnesville's record now stands at 10-0 on the season. They will face Pelican Rapids on Friday, November 3 at 5:30 pm in the FargoDome for

the Section 8AA Championship.

Box Score

	1	2	3	4	
Frazee	0	0	0	0	0
Bville	12	14	16	6	74

Qtr 1

B-Amundson 5-yard pass from Bredman (Run Failed)

B-Larson 37-yard run (Run Failed)

Qtr 2

B-Bolgrean 63-yard run (Bolgrean Run)

B-Ness 1-yard run (Pass Failed)

Qtr 3

B-Bolgrean 21-yard run (Larson Run)

B-Halverson 8-yard run (Halverson Run)

Qtr 4

B-Spillum 60-yard run (No Conversion)

Individual Statistics

Rushing:

F NA

B Larson 7-85, O'Brien 4-16, Ness 5-30, Halverson 3-21, Bredman 6-29, Spillum 2-61, Russell 1-21, Bolgrean 12-145

Passing:

F NA

B Bredman 4-8-0= 46

Receiving:

F NA

B Larson, 1-17, O'Brien 2-24, P. Amundson 1-5



The defense piles on the Frazee runner, from left, Nick Robideau (#54), Jay Tschumperlin (#81), Collin Morey (#28) and Gannon Bolgrean (#6).



Gannon Bolgrean does a break away run for the end zone as Justin Krueger watches his back.

Offensive Stats vs Frazee - Playoff

RUSHING	Attempts	Yards	Average per rush	fumbles	Touchdowns	GAME STATS			
Ethan Larson	7	85	12.1		1	First Downs	15	4	
Asher O'Brien	4	16	4.0			Rushing	13	9	
Major Ness	5	30	6.0		1	Passing	2	1	
Cameron Halverson	3	21	7.0		1	Penalty			
Zach Bredman	6	29	4.8			Rushing Yards	408	47	
David Spillum	2	61	30.5		1	Passing Yards	46	22	
Connor Klemm						Total Offense	454	69	
Elias Cox						Turnovers	0	1	
Nate Huesman						Penalties			
Peyton Amundson						Number	2	2	
Avery Schroeder						Yards penalized	15	10	
Collin Morey									
Dovante Russell	1	21	21.0						
Jacob Strand									
Adam Brandon									
Brayden Dunham									
Eli Amundson									
Gannon Bolgreaan	12	145	12.1		2				
Hunter Billie									
Chase Hauck									
Noah Stanford									
Total yards	40	408	10.2						
Scoring	Touchdown	2pt Conv.	Xtra-pt	Field Goal	Safety	Total Points			
Ethan Larson	1	1				8			
Major Ness	1					6			
Asher O'Brien						0			
Connor Klemm						0			
Cameron Halverson	1	1				8			
Avery Schroeder						0			
Peyton Amundson	1					6			
David Spillum	1					6			
Zachary Bredman						0			
Jay Tschumperlin						0			
Jack Maesse						0			
Gannon Bolgreaan	2	1				14			
Defense						0			
Justin Krueger						0			
Eli Amundson						0			
Noah Stanford						0			
PASSING	Attempts	Completions	Yards	Average Per Pass	Touchdowns	Interceptions	Passing %		
Zachary Bredman	7	4	46	11.5	1		57.1%		
Connor Klemm									
Gannon Bolgreaan	1	0	0						
RECEIVING	Receptions	Yards	Avg. Per Catch	Touchdowns					
Ethan Larson	1	17	17.0						
Major Ness									
Cameron Halverson									
Asher O'Brien	2	24	12.0						
Jay Tschumperlin									
Peyton Amundson	1	5	5.0	1					
Gannon Bolgreaan									
Jack Maesse									
KICKING	Type of Kick	Attempts	Yards	Avg. Per Kick	Xtr PT/FG	Attempts	Made	ATT	Made
Peyton Amundson	KO/FG	7	258	36.9					
Ethan Larson	Punt								
Jay Tschumperlin	KO/FG								
Brayden Dunham	KO								
Collin Morey	FG								
Eli Amundson	FG								
Justin Krueger	FG								
Alex Dorton	KO								
RETURNS	Punt Returns Yardage	KO Returns Yardage	# Punt Returns	# KO Returns	Total Return Yards	Touchdowns			
Ethan Larson									
Asher O'Brien									
Major Ness									
Jacob Strand									
Gannon Bolgreaan									
Cameron Halverson		19		1	19				

		Defensive Stats vs. Frazee (playoff)										
	Name	solo Tackles +3	Assisted Tackles +1	Tackle for loss +2	Tipped pass +1	Fumble caused +4	Fumble recovery +3	Int +5	Sack +4	Blocked Kick +5	Tackle on Kick +3	Total Points
2	Dovante Russell		1								1	4
3	Major Ness											0
4	Zachary Bredman											0
5	Jacob Strand											0
6	Gannon Bolgrean	1	2		1							6
7	Hunter Blilie	1	3									6
8	Chase Hauck											0
9	Adam Branden											0
10	Connor Klemin											0
11	Elias Cox											0
15	Nathan Huseman		1									1
20	Brycen Christopherson											0
21	Jack Martin											0
22	Michael Connelly											0
23	Brayden Dunham											0
25	Asher O'Brien		2								1	5
27	Jack Bredman											0
28	Collin Morey		5									5
29	Brock Grabow											0
30	Eli Amundson											0
32	David Spillum											0
33	Avery Schroeder		1	1								3
34	Peyton Amundson	5	5	1					1		3	35
35	Isaac Dodge											0
43	Cameron Halverson		1									1
45	Ethan Larson	1	1	1								6
50	Levi Eickenbrock	1	3	1					1			12
51	Alex Dorton		1									1
52	Kash Tuel											0
53	Noah Stanford		1									1
54	Nick Robideau	1	2	1							1	10
55	Jarron Poepping											0
56	Collin Grommesch											0
57	Cody Mostue											0
58	Tyler Drees											0
61	Charlie Haycraft											0
62	Landen Hartog		1									1
63	Christian Lien											0
66	Brandon Braton											0
67	Brayden Stevens											0
68	Aiden Kent											0
70	Martin Dukek											0
71	Jackson Meyer											0
72	Alex Fronning											0
73	Hans Hansen											0
75	Justin Krueger	3	2	1					1			17
77	Carson Smith											0
79	Terrance Olgeirson- Gehrig											0
80	Parker Strom		1									1
81	Jay Tschumperlin	1	1			1	1					11
82	Brenden Thorkildson		1									1
83	Isaiah Zajac		2									2
84	Jack Maesse											0
85	Owen Thorkildson											0
87	Gabe Yeske		1									1
89	Landon Dahl											0

Bolgrean Leads Trojans To Eighth Section Championship

By Tracy Hinsz

The Barnesville Trojans won their eighth straight Section Championship behind Gannon Bolgrean's 186 yards rushing and two touchdowns as they defeated Pelican Rapids 44-14.

Pelican Rapids opened up the game with the ball and converted a long pass play that put the ball inside the Trojans 10 yard line. Quarterback Timmy Guler would convert the game's first score with a two yard touchdown run for a 6-0 Vikings lead.

Barnesville would answer with a nice drive that saw Ethan Larson

score on a five yard run to tie the game at six after the conversion run failed.

The Trojans would take their first lead on a beautiful 26 yard run from Asher O'Brien with Zach Bredman finding Bolgrean for the two-point conversion pass for a 14-6 lead after one quarter of play.

Pelican Rapids would answer with another Guler touchdown run covering nine yards with Guler netting the two-point conversion that tied the game at 14.

Barnesville got the ball back and tried to increase their lead before the half, but time ran out as Major Ness

was stopped short of the goal line after a long pass play from Bredman sending both teams into the break tied at 14.

The Trojans opened the second half with the ball and put together a nice drive before the Vikings made a great defensive play forcing a fumble that they recovered to end the threat.

Barnesville would get the only score of the third quarter as Bolgrean raced in from nine yards out with Cameron Halverson adding the conversion run that made the score 22-14 as both teams entered the fourth quarter.

The Vikings were looking to tie the game midway through the fourth quarter, but fumbled the ball at the two yard line that Barnesville recovered to end the threat.

Barnesville would drive 98 yards to increase their lead to two scores behind a 69 yard run from Bolgrean that made the score 28-14. They would add another touchdown on a nine yard run from Larson after the defense forced a turnover on downs giving the offense a short field to work with. Jack Maesse would convert the two-point conversion pass to give the Trojans a 36-14 lead.

Barnesville would add one more score as David Spillum raced 52 yards for the last touchdown of the game with Connor Klemm adding the conversion run giving the Trojans a 44-14 Section 8AA Championship victory.

"Pelican Rapids is a very good team that gave us everything we could handle through three quarters of play," said Coach Bryan Strand. "Going into this game, the players and coaches put in an incredible amount of time preparing. We had morning practices every day, including defensive walk throughs to cover everything the Vikings were going to throw at us. The boys were focused and got better each and every day."



Quarter back Zach Bredman (#4) hands off to running back Major Ness during the section tournament played at the Fargo Dome.



Ethan Larson causes the ball to pop out upon making contact with the runner.

"The senior class for Pelican Rapids, led by Timmy Guler is very talented. They have a lot of great athletes and amazing young men. It is too bad that one of these teams had to go home as both deserved to make the state tournament.

"We had big games out of Gannon Bolgrean and Zach Bredman on offense and the defensive unit was stinging all night. They all played well.

"Biggest play of the night was when we stopped them and caused a fumble on third and goal from the two yard line. We got five yards on a penalty and added 15 yards on a pair of runs from Major Ness.

"Zach Bredman would add a five yard run before Bolgrean had his best carry of the night, racing 69 yards for a touchdown that put us up two scores. We controlled the rest of the game to net the victory.

"We move on to the quarterfinals of the state football tournament and take on Osakis on Thursday in Alexandria. They are big and physical with a great quarterback and huge offensive and defensive lines. We will get our players ready to go on a short week with the winner moving on to the semi-finals at US Bank stadium."

The Trojans finished with 438 yards rushing on 49 carries, adding 92 yards passing for a total of 530 yards of offense. The Vikings tallied 243 yards passing and 68 yards rushing for a total of 311 yards of offense.

Zach Bredman tallied 92 yards passing and 56 yards rushing with Larson and Spillum adding 56

yards rushing each. Ness tallied two catches for 42 yards receiving with Maesse adding a huge catch covering 50 yards to set up a touchdown.

Bolgrean and Tschumperlin led the defense with Bolgrean netting eight tackles, seven solo as Tschumperlin tallied five tackles with two for loss and a sack.

Nick Robideau, Collin Morey and Larson each tallied six tackles with O'Brien netting four tackles and an interception. Hunter Blilie had five tackles with Christian Lien adding a sack and Levi Eickenbrock a fumble recovery to lead the Trojans to victory.

Barnesville improves their record to 11-0 on the season.



Ball carrier Asher O'Brien gets protection from Nick Robideau as he cuts to the inside.

Box Score

	1	2	3	4	
Pelican Rapids	6	8	0	0	6
Barnesville	14	0	8	22	74

Qtr 1

P-Guler 2-yard run (Pass Failed)
B-Larson 5-yard run (Run Failed)
B-O'Brien 26-yard run (Bolgrean pass from Bredman)

Qtr 2

P-Guler 5-yard run (Guler Run)

Qtr 3

B-Bolgrean 9-yard run (Halverson Run)

Qtr 4

B-Bolgrean 69-yard run (Run Failed)

B-Larson 9-yard run (Maesse pass from Bredman)

B-Spillum 52-yard run (Klemin Run)

Individual Statistics

Rushing:

P NA

B Larson 12-56, O'Brien 4-34, Ness 3-23, Halverson 3-30, Bredman 12-56, Spillum 2-56, Russell 1-(-3), Bolgrean 12-186

Passing:

P NA

B Bredman 3-6-0= 92

Receiving:

P NA

B Ness 2-42, Maesse 1-50



PHOTOS BY CASEY EHLERT AND ANDREW EHLERT

The Barnesville Trojans football team advances on to the state tournament for a chance to compete for a repeat of their state title from last year. Good luck Trojans.

Eight-peat: Barnesville pulls away from Pelican Rapids to win section title

A 4th quarter fumble recovery and a long touchdown run helped secure the Trojans' eighth-straight section championship.



Barnesville's Asher O'Brien celebrates his touchdown against Pelican Rapids during the Minnesota Section 8-2A title game on Friday, Nov. 3, 2023, at the Fargodome. David Samson/The Forum

By Todd Rose

November 03, 2023 at 9:49 PM

Share

News reporting

FARGO — For the eighth year in a row, the Barnesville Trojans are section champions as they defeated the Pelican Rapids Vikings on Friday night at the Fargodome in the Section 8-2A championship game.

A big second half — including a pivotal fumble recovery — helped secure Barnesville's 44-14 win.

With about 11 minutes left to play — and the scoreboard reading 22-14 in favor of Barnesville — Pelican Rapids had possession on the Barnesville 2-yard line, knocking on the door of the end zone.

Following a second down run, Pelican Rapids quarterback Timmy Guler was ruled out for a play by officials after they called an officials' timeout when he appeared to be shaken up.

Although Guler got up under his own power after taking a moment to gather himself, because the officials had called a timeout for him, he was ruled out for the next play.

On that ensuing play, the Vikings fumbled the ball with Barnesville's Levi Eickenbrock making the recovery.

Four plays later, Barnesville's Gannon Bolgrean broke a 69-yard touchdown run to extend the Trojans' lead to two possessions.



Barnesville's Gannon Bolgrean eyes the goal line to score against Pelican Rapids during the Minnesota Section 8-2A title game on Friday, Nov. 3, 2023, at the Fargodome. David Samson/The Forum

"I fumbled earlier in the game so I knew I had to make it up," Bolgrean said of the play. "When they called my number I knew I had to make a play and I did."

To be a part of the long-running success in Barnesville is a great feeling, Bolgrean said.

"There's a bit of added pressure when you've won seven in a row," he said. "To get it done and get to state, it's a great feeling."

Bolgrean led the Trojans in rushing with 169 yards and two touchdowns on 12 carries.



Barnesville's Ethan Larson scores over Pelican Rapids' Jack Paulson during the Minnesota Section 8-2A title game on Friday, Nov. 3, 2023, at the Fargodome. David Samson/The Forum

Barnesville quarterback Zach Bredman had 94 yards passing and another 85 on the ground.

The other Barnesville touchdowns also came on the ground as Ethan Larson had a pair while Asher O'Brien — who backed up an interception with a 26-yard score — and David Spillium, who ran in from 52 yards out, each had one.



Barnesville's Asher O'Brien picks off a pass intended for Pelican Rapids' Luke Sjolie during the Minnesota Section 8-2A title game on Friday, Nov. 3, 2023, at the Fargodome. David Samson/The Forum

"Holding them was huge and then to get that extra touchdown on the very long run was big," said Barnesville coach Bryan Strand of the fumble recovery and subsequent touchdown. "We're so hard to come back on because we control the ball so well. We're tough that way. When we get the lead, we'll do everything we can to keep it. We were able to get up on them and tire them out."



Barnesville's Jack Maesse hauls in a reception against Pelican Rapids' Ethan Sjostrom during the Minnesota Section 8-2A title game on Friday, Nov. 3, 2023, at the Fargodome. David Samson/The Forum
Strand also gave kudos to the Vikings.

"They are such a good team and they're well coached," he said. "They have fantastic seniors. I thought it was just a game of hard hits."

Pelican Rapids' two touchdowns both came via the legs of quarterback Timmy Guler. The first was a 1-yard push across the goal line while the second came from 5 yards out.



Barnesville's Christian Lien sacks Pelican Rapids quarterback Timmy Guler during the Minnesota Section 8-2A title game on Friday, Nov. 3, 2023, at the Fargodome. David Samson/The Forum

Guler had 244 yards through the air. Treyvon Benson led the Pelican Rapids receiving corps with 90 yards.

The Vikings were dealt a big blow early in the game when running back and linebacker Jack Kapenga left the game with an apparent leg injury. Before leaving the game, Kapenga had picked up 14 yards on six carries and 74 yards receiving on two catches.



Barnesville's Gannon Bolgrean carries against Pelican Rapids during the Minnesota Section 8-2A title game on Friday, Nov. 3, 2023, at the Fargodome. David Samson/The Forum

Pelican Rapids coach Eli Beachy — who declined to comment on the fourth quarter situation with Guler being ruled out and the ensuing fumble — was happy with how his team fought.

“The boys played their tails off,” said Beachy. “I am very, very proud of them.”



Barnesville's Gannon Bolgrean stops Pelican Rapids' Jack Kapenga during the Minnesota Section 8-2A title game on Friday, Nov. 3, 2023, at the Fargodome. David Samson/The Forum

The Barnesville Trojans advance to the Minnesota Class AA state football tournament, where they will play Osakis Nov. 9 at Alexandria High School.

“It’s going to be a tough road ahead but we’re glad to be here,” said Strand.



Pelican Rapids quarterback Timmy Guler scores against Barnesville during the Minnesota Section 8-2A title game on Friday, Nov. 3, 2023, at the Fargodome. David Samson/The Forum

Offensive Stats vs Pelican Rapids (section final)

RUSHING	Attempts	Yards	Average per rush	fumbles	Touchdowns	GAME STATS			
Ethan Larson	12	56	4.7		2	First Downs	15	12	
Asher O'Brien	4	34	8.5		1	Rushing	11	6	
Major Ness	3	23	7.7			Passing	2	7	
Cameron Halverson	3	30	10.0			Penalty	2		
Zach Bredman	12	85	7.1			Rushing Yards	467	68	
David Spillum	2	56	28.0		1	Passing Yards	92	243	
Connor Klemm						Total Offense	559	311	
Elias Cox						Turnovers	1	2	
Nate Huesman						Penalties			
Peyton Amundson						Number	5	5	
Avery Schroeder						Yards penalized	35	30	
Collin Morey									
Dovante Russell	1	-3	-3.0						
Jacob Strand									
Adam Brandon									
Brayden Dunham									
Eli Amundson									
Gannon Bolgreaen	12	186	15.5	1	2				
Hunter Billie									
Chase Hauck									
Noah Stanford									
Total yards	49	467	9.5						
Scoring	Touchdown	2pt Conv.	Xtra-pt	Field Goal	Safety	Total Points			
Ethan Larson	2					12			
Major Ness						0			
Asher O'Brien	1					6			
Connor Klemm		1				2			
Cameron Halverson		1				2			
Avery Schroeder						0			
Peyton Amundson						0			
David Spillum	1					6			
Zachary Bredman						0			
Jay Tschumperlin						0			
Jack Maesse		1				2			
Gannon Bolgreaen	2	1				14			
Defense						0			
Justin Krueger						0			
Eli Amundson						0			
Noah Stanford						0			
PASSING	Attempts	Completions	Yards	Average Per Pass	Touchdowns	Interceptions	Passing %		
Zachary Bredman	6	3	92	30.7			50.0%		
Connor Klemm									
Gannon Bolgreaen									
RECEIVING	Receptions	Yards	Avg. Per Catch	Touchdowns					
Ethan Larson									
Major Ness	2	42	21.0						
Cameron Halverson									
Asher O'Brien									
Jay Tschumperlin									
Peyton Amundson									
Gannon Bolgreaen									
Jack Maesse	1	50	50.0						
KICKING	Type of Kick	Attempts	Yards	Avg. Per Kick	Xtr PT/FG	Attempts	Made	ATT	Made
Peyton Amundson	KO/FG	7	314	44.9					
Ethan Larson	Punt	2	64	32.0					
Jay Tschumperlin	KO/FG								
Brayden Dunham	KO								
Collin Morey	FG								
Eli Amundson	FG								
Justin Krueger	FG								
Alex Dorion	KO								
RETURNS	Punt Returns Yardage	KO Returns Yardage	# Punt Returns	# KO Returns	Total Return Yards	Touchdowns			
Ethan Larson		40		2	40				
Asher O'Brien	37		2		37				
Major Ness									
Jacob Strand									
Gannon Bolgreaen		30		1	30				
Cameron Halverson									

Defensive Stats vs. Pelican Rapids(Section Final)												
	Name	solo Tackles +3	Assisted Tackles +1	Tackle for loss +2	Tipped pass +1	Fumble caused +4	Fumble recovery +3	Int +5	Sack +4	Blocked Kick +5	Tackle on Kick +3	Total Points
2	Dovante Russell		1								1	4
3	Major Ness		1		1							2
4	Zachary Bredman	1										3
5	Jacob Strand											0
6	Gannon Bolgrean	6	1								1	22
7	Hunter Blilie	2	1								2	13
8	Chase Hauck											0
9	Adam Branden	1										3
10	Connor Klemin											0
11	Elias Cox											0
15	Nathan Huseman		1									1
20	Brycen Christopherson											0
21	Jack Martin	1										3
22	MichaelConnelly											0
23	Brayden Dunham											0
25	Asher O'Brien	1	2					1			1	13
27	Jack Bredman											0
28	Collin Morey	4	1								1	16
29	Brock Grabow											0
30	Eli Amundson											0
32	David Spillum		1								1	4
33	Avery Schroeder	2									1	9
34	Peyton Amundson	1	2									5
35	Isaac Dodge		1								1	4
43	Cameron Halverson		3								1	6
45	Ethan Larson	5	1									16
50	Levi Eickenbrock	1	1				1					7
51	Alex Dorton		1								1	4
52	Kash Tuel											0
53	Noah Stanford	1									1	6
54	Nick Robideau	3	3									12
55	Jarron Poepping											0
56	Collin Grommesch											0
57	Cody Mostue											0
58	Tyler Drees											0
61	Charlie Haycraft											0
62	Landen Hartog											0
63	Christian Lien	1		1					1			9
66	Brandon Braton											0
67	Brayden Stevens											0
68	Aiden Kent											0
70	Martin Dukek											0
71	Jackson Meyer											0
72	Alex Fronning											0
73	Hans Hansen											0
75	Justin Krueger	1	2	1								7
77	Carson Smith											0
79	Terrance Olgeirson-Gehrig											0
80	Parker Strom		1									1
81	Jay Tschumperlin	3	2	2					1			19
82	Brenden Thorkildson											0
83	Isaiah Zajac		1									1
84	Jack Maesse											0
85	Owen Thorkildson											0
87	Gabe Yeske											0
89	Landon Dahl											0

Trojans Defeat Osakis 42-36

To Return To US Bank

By Tracy Hinsz

The Barnesville Trojans had to battle for four quarters before prevailing over Osakis 42-36 in the Class AA state quarterfinal playoffs to advance to the semi-finals at US Bank Stadium.

Gannon Bolgrean had quite an offensive performance as he tallied 180 yards rushing on 13 carries with two touchdowns, adding one reception for 43 yards to help lead Barnesville to the victory.

Zach Bredman finished with three completions for 113 yards and a score, adding 12 yards rushing on four carries and a touchdown, while also chipping in a two-point conversion run.

Peyton Amundson tallied two receptions that covered 70 yards with a touchdown, with Major Ness netting 44 yards rushing on 12 carries and a touchdown, while Ethan Larson tallied 39 yards rushing on four carries.

Barnesville opened the game with the ball and immediately fumbled on their first play. Osakis would make them pay as they quickly drove the short field and scored on a 13 yard pass from Kyle Mages to Seth Salock. Mages would hit Blake Bouldin with the two-point conversion pass for an 8-0 Osakis lead.

The Trojans would take their next possession down the field and score on a 66-yard run from Bolgrean. Asher O'Brien would add the conversion run to tie the game.

Back came the Silver Streaks as Mages would connect with his brother Grant Mages for a 53-yard touchdown pass. K. Mages would score the conversion run that made the score 16-8.

Barnesville would put together another nice, time consuming drive with Cameron Halverson scoring on a one yard run to cut the lead to 16-14 after the conversion failed.

Osakis would extend their lead

to start quarter two as K. Mages hit Bouldin for a six yard touchdown pass that made the score 22-14.

The Trojans would continue to move the ball on offense as well, as they drove the field again and finished with another Halverson one yard touchdown run. Zach Bredman would tie the game with a two-point conversion run that sent the teams into the halftime break all knotted at 22.

Barnesville would switch up their defense that slowed Osakis down to start the third quarter and put together two more scoring drives on offense that gave them separation on the scoreboard.

The first score was a beautiful pass from Bredman to Amundson covering 34 yards that made the score 28-22. After another defensive stand got the offense the ball back, Bredman would score on a one yard run with Halverson adding the conversion run that made the score 36-22 after three quarters of play.

Early in the fourth quarter, the Trojans got the ball deep in Silver Streak territory but Osakis would recover another fumble and immediately take advantage as they traveled the field scoring on a Gaven Cimbura 14 yard run. K. Mages found Wyatt Sell for the two point conversion that cut the Barnesville lead to six at 36-30.

Osakis would make a game turning play with just under six minutes to go as they intercepted a pass and returned it for the game tying touchdown. But a roughing the passer penalty would negate the score giving Barnesville the ball back, where they found the endzone on the very next play with Bolgrean racing in from 24 yards out that made the score 42-30.

The Silver Streaks would score their last touchdown with 2:17 left to play as Cimbura raced into the endzone from six yards out with the

Trojans stopping the conversion run making the score 42-36.

Barnesville would need to corral the onside kick to keep Osakis off the field, which is what they would do, while Bolgrean gained an all important first down run that secured the hard fought 42-36 victory moving the Trojans onto the semi-finals.

"What a game," stated Coach Bryan Strand. "Osakis beat us in every statistical category except the final score. They were big, fast and had a fantastic offense. They did so many things well, but we were able to chip away up the field on offense, getting big plays when we needed them.

"Gannon Bolgrean was an absolute stud on offense. Zach Bredman did a great job of taking what the offense was giving us and changed plays when he needed to.

"I can't say enough about the team and their diligence and tenacity throughout this game. They kept battling all night and came out on top.

"Our coaching staff on both sides of the ball did a fantastic job. Our offensive coaches in Phil Trowbridge, Nathan Strand, Adam Tonsfeldt and Dain Biewer were great in calling plays that would be positive, taking what Osakis would give us.

"Defensively, Kirk Peterson, Jacob Grosz and Michael Strand helped to set up our players to be successful, especially in the second half.

"I can't say enough about the staff I have here who put forth so much time to get our team ready each week.

"Ethan Larson went down with an injury in the third quarter, which was a huge blow to us. Ethan does so much for us being a two way starter, on all our special teams and is our punter. If he can't go this week, we will have some big holes



Major Ness (#3) gets blocking assistance from Peyton Amundson, (#34) and the rest of the offensive line as he runs to the outside.

to fill.

"It is nice to get to play another week to continue our dream of another state championship. We match up against Jackson County Central, who is a great football team. They convincingly beat Caledonia 41-0 in their playoff game. We are happy to be where we are at and look forward to the challenge of making it back to the state championship game."

Collin Morey led the Trojans with 12 tackles, with Nick Robideau adding nine tackles with one for loss, while O'Brien added seven tackles on the night.

Jay Tschumperlin chipped in six tackles with one for loss, with Christian Lien netting two tackles, a sack and a tackle for loss. Amundson netted six tackles, with Larson adding five and Bolgrean four in Barnesville victory.

The Silver Streaks had 458 total yards of offense with 280 passing and 178 rushing netting 22 first

downs, while the Trojans finished with 419 yards of offense with 306 rushing and 113 passing, including 14 first downs.

The victory improves the Trojans record to 12-0 on the season. They will face Jackson County Central at 9 am on Friday, November 17 at US Bank Stadium.

Box Score

	1	2	3	4	
Barnesville	14	8	16	8	42
Osakis	16	6	0	14	36

1st Quarter

O-Staloch 13-yard pass from K. Mages (Bouldin from K. Mages)
B-Bolgrean 66-yard run (O'Brien Run)
O-G. Mages 53-yard pass from K. Mages (K. Mages Run)
B-Halverson 1-yard run (Conversion Failed)

2nd Quarter

O-Bouldin 6-yard pass from K. Mages (2 pt Run)
B-Halverson 1-yard run (Bredman

Run)

3rd Quarter

B-Amundson 34-yard pass from Bredman (Conversion Failed)
B-Bredman 1-yard run (Halverson Run)

4th Quarter

O-Cimbura 14-yard run (Sell from K. Mages)
B-Bolgrean 24-yard run (Conversion Failed)
O-Cimbura 6-yard run (Conversion Failed)

Individual Statistics

Rushing:

O NA
B Larson 4-39, O'Brien 3-10, Ness 12-44, Halverson 6-21, Bredman 4-12, Bolgrean 13-180


Passing:

O NA
B Z. Bredman 3-6-0= 113

Receiving:

O NA
B Amundson 2-70, Bolgrean 1-43

Photos by Casey Ehler and Andrew Ehler



The Trojans played a hard fought game against Osakis in cold, snowy weather. Collin Morey brings down the ball carrier with Ethan Larson (#45), Avery Schroeder (#33) and Gannon Boligreen (#6) ready to assist.

Football: Barnesville edges Osakis in Class AA State Tournament quarterfinal

Osakis led for most of the first half, but Barnesville, the defending state champions, escaped with the 42-36 win.



Barnesville's Jay Tschumperlin (81) tries to take down Osakis' Gaven Cimbura in a Class AA State Tournament playoff game in Alexandria on Nov. 9, 2023. Sam Stuve / Alexandria Echo Press

By **Sam Stuve**

November 09, 2023 at 10:58 PM

ALEXANDRIA - The Osakis Silverstreaks had the momentum early in its Class AA State Tournament quarterfinal battle with the defending state champions, the Barnesville Trojans.

Osakis forced a fumble on Barnesville's first offensive play of the game, and a touchdown pass from Kyle Mages to Seth Staloch later gave Osakis an 8-0 lead four minutes into the game on Thursday, Nov. 9, 2023, at Alexandria High School.

Mages threw three touchdown passes in the first half and helped Osakis earn a 22-14 lead early in the second quarter.

But Barnesville swung momentum in its favor, outscoring Osakis 28-14 from there on out to win the game 42-36 and advance to the Class AA State Tournament semifinals.



Barnesville's Major Ness runs the ball during the Class AA State Tournament quarterfinal game against Osakis on Nov. 9, 2023, in Alexandria. Sam Stuve / Alexandria Echo Press

"That's a fantastic team that's hard to stop," Barnesville head coach Bryan Strand said of Osakis. "We had to change a few things defensively. We got a little bit more pressure on them. I think our kids were sitting on our heels at times. We need to keep attacking; We weren't doing that to start. We had to go right down to the wire, and it was a great battle."

"Our effort was incredible; it's exactly what I want out of them as a coach," Osakis head coach Bill Infanger said. "You're playing the defending state champs; they haven't lost a game in two years; you just hope your boys come out and fight. Our boys fought incredibly. There's a couple of plays we want back, a couple of dropped balls, and maybe a couple of penalties that happened that, you know, we're turning points in the game. But when you're playing that hard, and you're playing that aggressively, those things are going to happen. They're the defending state champs because you give them an inch, and they take a mile. We were right there. We had every opportunity. I think that's a tribute to our seniors."

Barnesville led by as much as 36-22 in the second half, but after forcing a fumble on defense, Osakis cut its deficit back down to six points with a 14-yard run by Gaven Cimbura with 9:36 left to play.

On the next drive, the Trojans faced 4th-and-3 from just across midfield.

The Silverstreaks thought they had tied the game with a Grant Mages interception return for a touchdown with six minutes left to play. But that interception was called back by a 15-yard personal foul penalty.

And on the next play, Barnesville's Gannon Bolgrean punched in his second rushing touchdown of the night, putting his team ahead 42-30 with 5:26 left to play.

"That was devastating," Infanger said. "They worked hard and were ready for the play. Whether it was a late hit or wasn't a late hit, we had the emotion that we made the pick six and then to have it taken away, and all of a sudden, it's back in their hands with a first down after a 15-yard penalty. It's tough; that was the play of the game, unfortunately. Our guys were playing, they're playing their butts off, playing super hard, physical, and those things happen when you tell your team to play aggressive, you're going to have a late hit or two."

Osakis (9-2) scored a touchdown on its next drive, but Barnesville (12-0) recovered an onside kick and ran down the clock to seal its spot in the state semifinals.



Osakis' Drew Indieke follows his blockers on a run in the Class AA State Tournament quarterfinals in Alexandria on Nov. 9, 2023. Sam Stuve / Alexandria Echo Press

"It was a great battle between two really good football teams with a lot of seniors on both teams," Strand said.

In the state semifinals, Barnesville meets Jackson County Central (11-0), who dismantled Caledonia 41-0.



Barnesville's Peyton Amundson runs with the ball after making a catch in a Class AA State Tournament Quarterfinal game against Osakis on Nov. 9, 2023 in Alexandria. Sam Stuve / Alexandria Echo Press

"We have to get healthy," Strand said. "We lost one of our best players here (Ethan Larson), and I hope to God we can get him back. I don't know if we can, but hopefully, we can soon. We're going to need a good week of practice."

Barnesville plays JCC at U.S. Bank Stadium in Minneapolis on Saturday, Nov. 17 at 9 a.m. Barnesville defeated JCC 41-12 in the 2022 Class AA State Tournament semifinals.

Osakis got its offense going early with the aerial attack led by Kyle Mages.



Osakis' Grant Mages breaks a few tackles after a catch in the first quarter of a Class AA State Tournament quarterfinal game on Nov. 9, 2023, in Alexandria. Sam Stuve / Alexandria Echo Press

"He was accurate as heck," Infanger said. "The guys were catching the ball early, and I think the snow probably affected a little bit. We were able to move the ball throwing in the first half and then the second half, the ball starting to slip them through in some key moments in that first drive out of the second half."

Osakis ends the 2023 season with a 9-2 record.

Osakis ends the season proud of what it accomplished.



Osakis' Grant Mages (right) celebrates with Drew Imdieke (33) and Kyle Mages (11) after hauling in a 53-yard touchdown catch in the Class AA State Tournament Quarterfinals against Barnesville in Alexandria on Nov. 9, 2023. Sam Stuve / Alexandria Echo Press

The Silverstreaks are set to graduate a key senior class: Jacob Johanson, Ben Berger, Blake Bouldin, Grant Mages, Kyle Mages, Wyatt Sell, Drew Imdieke, Gaven Cimbura, Tyler Baumgartner, Noah Goodwin, Mekai Hoelscher, and Brennen Gustafson.

"These guys have worked so hard," Infanger said. "They've hardly ever missed the weight room, and they show up consistently to everything we asked him to do. They were phenomenal. And they led this team in a way that pushed the culture forward. We're so sorry to see them go, but at the same time, we're so glad that they were here."

But with their success with younger groups, the Silverstreaks remain excited about the future.

"We got good numbers coming back," Infanger said. "We graduated 12 seniors, and there's a lot of question marks, but our J.V. team was undefeated, and we got a lot of our line back. We're going to be big, strong, and physical again next year."



Osakis' Grant Mages (right) celebrates with Drew Imdieke (33) and Kyle Mages (11) after hauling in a 53-yard touchdown catch in the Class AA State Tournament Quarterfinals against Barnesville in Alexandria on Nov. 9, 2023. Sam Stuve / Alexandria Echo Press
Barnesville - 14 8 16 8 - 42

Osakis - 16 6 0 14 - 36

SCORING SUMMARY -

1ST -

OSAKIS - Seth Staloch 13-yard pass from Kyle Mages, 2-pt conversion GOOD (Blake Bouldin pass from Kyle Mages), 8:09 (Osakis 8-0)

BARNESVILLE - Gannon Bolgrean 66-yard run, 2-pt conversion GOOD (Asher O'Brien run), 7:00 (Tied 8-8)

OSAKIS - Grant Mages 53-yard pass from Kyle Mages, 2-pt conversion GOOD (Kyle Mages run), 5:17 (Osakis 16-8)

BARNESVILLE - Cameron Halverson 1-yard run, 2-pt conversion NO GOOD, 1:25 (Osakis 16-14)

2ND -

OSAKIS - Bouldin 6-yard pass from Kyle Mages, 2-pt conversion GOOD (run), 9:40 (Osakis 22-14)

BARNESVILLE - Halverson 1-yard run, 2-pt conversion GOOD (Zach Bredman run), 6:25 (Tied 22-22)

3RD -

BARNESVILLE - Peyton Amundson 34-yard pass from Zach Bredman, 2-pt conversion NO GOOD, 7:53 (Barnesville 28-22)

BARNESVILLE - Bredman 1-yard run, 2-pt conversion GOOD (Halverson run), 0:53
(Barnesville 36-22)

4TH -

OSAKIS - Gaven Cimbura 14-yard run, 2-pt conversion GOOD (Kyle Mages to Wyatt Sell), 9:34
(Barnesville 36-30)

BARNESVILLE - Bolgrean 24-yard run, 2-pt conversion NO GOOD, 5:26, (Barnesville 42-30)

OSAKIS - Cimbura 6-yard run, 2-pt conversion NO GOOD, 2:17 (Barnesville 42-36)

Offensive Stats vs Osakis (state quarterfinals)									
RUSHING	Attempts	Yards	Average per rush	fumbles	Touchdowns		GAME STATS	Trojans	Opponent
Ethan Larson	4	39	9.8	1			First Downs	14	22
Asher O'Brien	3	10	3.3				Rushing	10	10
Major Ness	12	44	3.7		1		Passing	2	11
Cameron Halverson	6	21	3.5		2		Penalty	2	1
Zach Bradman	4	12	3.0	1	1		Rushing Yards	306	178
David Spillum							Passing Yards	113	290
Connor Klemin							Total Offense	419	458
Elias Cox							Turnovers	2	0
Nate Huesman							Penalties		
Peyton Amundson							Number	4	5
Avery Schroeder							Yards penalized	25	55
Collin Morey									
Dovante Russell									
Jacob Strand									
Adam Brandon									
Brayden Dunham									
Eli Amundson									
Gannon Bolgrean	13	180	13.8		2				
Hunter Billie									
Chase Hauck									
Noah Stanford									
Total yards	42	306	7.3						
Scoring	Touchdown	2pt Conv.	Xtra-pt	Field Goal	Safety	Total Points			
Ethan Larson						0			
Major Ness						0			
Asher O'Brien		1				2			
Connor Klemin						0			
Cameron Halverson	2	1				14			
Avery Schroeder						0			
Peyton Amundson	1					6			
David Spillum						0			
Zachary Bradman	1	1				8			
Jay Tschumperlin						0			
Jack Maesse						0			
Gannon Bolgrean	2					12			
Defense						0			
Justin Krueger						0			
Eli Amundson						0			
Noah Stanford						0			
PASSING	Attempts	Completions	Yards	Average Per Pass	Touchdowns	Interceptions	Passing %		
Zachary Bradman	6	3	113	37.7	1		50.0%		
Connor Klemin									
Gannon Bolgrean									
RECEIVING	Receptions	Yards	Avg. Per Catch	Touchdowns					
Ethan Larson									
Major Ness									
Cameron Halverson									
Asher O'Brien									
Jay Tschumperlin									
Peyton Amundson	2	70	35.0	1					
Gannon Bolgrean	1	43	43.0						
Jack Maesse									
KICKING	Type of Kick	Attempts	Yards	Avg. Per Kick	Xtr P/FG	Attempts	Made	ATT	Made
Peyton Amundson	KO/FG	7	297	42.4					
Ethan Larson	Punt	1	40	40.0					
Jay Tschumperlin	KO/FG								
Brayden Dunham	KO								
Collin Morey	FG								
Eli Amundson	FG								
Justin Krueger	FG								
Alex Darton	KO								
RETURNS	Punt Returns Yardage	KO Returns Yardage	# Punt Returns	# KO Returns	Total Return Yards	Touchdowns			
Ethan Larson		27		2	27				
Asher O'Brien		34		1	34				
Major Ness									
Jacob Strand									
Gannon Bolgrean		25		1	25				
Cameron Halverson									

Defensive Stats vs. Osakis (State Quarterfinals)												
	Name	solo Tackles +3	Assisted Tackles +1	Tackle for loss +2	Tipped pass +1	Fumble caused +4	Fumble recovery +3	Int +5	Sack +4	Blocked Kick +5	Tackle on Kick +3	Total Points
2	Dovante Russell											0
3	Major Ness	2			2							8
4	Zachary Bredman											0
5	Jacob Strand											0
6	Gannon Bolgrean	3	1									10
7	Hunter Billie											0
8	Chase Hauck											0
9	Adam Branden											0
10	Connor Klemm											0
11	Elias Cox											0
15	Nathan Huseman											0
20	Brycen Christopherson											0
21	Jack Martin											0
22	Michael Connelly											0
23	Brayden Dunham											0
25	Asher O'Brien	7										21
27	Jack Bredman											0
28	Collin Morey	6	5								1	26
29	Brock Grabow											0
30	Eli Amundson											0
32	David Spillum											0
33	Avery Schroeder	2	1		1							8
34	Peyton Amundson	3	3									12
35	Isaac Dodge											0
43	Cameron Halverson		2									2
45	Ethan Larson	3	2									11
50	Levi Eickenbrock		1									1
51	Alex Dorton											0
52	Kash Tuel											0
53	Noah Stanford	1									1	6
54	Nick Robideau	8	3	1								23
55	Jarron Poepping											0
56	Collin Grommesch											0
57	Cody Mostue											0
58	Tyler Drees											0
61	Charlie Haycraft											0
62	Landen Hartog											0
63	Christian Lien	1	1	1					1			10
66	Brandon Braton											0
67	Brayden Stevens											0
68	Aiden Kent											0
70	Martin Dukek											0
71	Jackson Meyer											0
72	Alex Fronning											0
73	Hans Hansen											0
75	Justin Krueger	1	3									6
77	Carson Smith											0
79	Terrance Olgeirson- Gehrig											0
80	Parker Strom											0
81	Jay Tschumperlin	3	3	1								14
82	Brenden Thorkildson											0
83	Isaiah Zajac											0
84	Jack Maesse											0
85	Owen Thorkildson											0
87	Gabe Yeske											0
89	Landon Dahl											0

JACKSON COUNTY PILOT

Huskies hoping for revenge against deceptive Barnesville Trojans

By Don Condon on November 16, 2023



After dominating second-ranked Caledonia in the Class AA state quarterfinals last week, the fourth-ranked Jackson County Central football team is riding high.

"The goal is to win it all," sophomore quarterback/safety Roman Voss said. "I think we showed we can 100 percent do it. We need to take it to the next game."

The next game is an even bigger challenge against top-ranked and defending state champion Barnesville in the state semifinals Friday at 9 a.m. at U.S. Bank Stadium in Minneapolis.

"We've talked about Murderer's Row," JCC head coach Tom Schuller said. "We've got one murderer down and we've got two left, but you don't get a chance for the third one if you don't get the second one."

Barnesville beat JCC in the state semifinals last season, topping the Huskies 41-12.

"It's another really, really good football team bringing a while different set of problems," Schuller said.

The Trojans rushed for 348 yards in the game last season and threw just three passes, completing two for 105 yards and a touchdown.

Barnesville will use the same recipe this year, primarily running the ball and mixing in a pass to keep the defense on its toes.

"It's the dreaded Power T," Schuller said. "There's much deception. The fans won't know where the ball is most of the time."

Having faced the Trojans a year ago helps, Schuller said, but their offense is still hard to stop.

"It's an extremely difficult offense to play against," he said.

Opponents have found that out the hard way.

Barnesville has scored at least 40 points in nine straight games, ended the regular season with four straight shutouts and outscored its section opponents 166-20.

Leading the Trojans is senior quarterback Zachary Bredman (No. 4), who is Houdini with the pigskin.

Bredman ran for 98 yards and completed two passes for 105 yards and a score last year.

The Huskies tackled Bredman a few times after he had handed the ball off. That'll happen again as the JCC defense tries to slow the deceptive Trojans.

"It ends up being almost like option football, in a different way," Schuller said. "You might have to tackle guys who don't have the ball. When you don't know, you tackle them."

Senior fullback Gannon Bolgrean (No. 6) is the fastest Trojan, Schuller said. He ran for a pair of touchdowns in Barnesville's state quarterfinal win last week.

Last season, Schuller felt like the Huskies changed too many things to try to stop Barnesville. That won't be the case this time, he said.

"Last year we tried to stray too much from our defensive principles," he said. "We're trying to hold fast to our principles."

Schuller said the tough task of slowing the Trojans falls on everyone's shoulders.

"Everyone has their own responsibility," he said.

The Trojans had a tough test last week, falling behind Osakis early before winning 42-36.

That's by far the most points Barnesville has given up all season, having allowed a measly five per game entering the state tournament.

Their leading tackler against JCC last season was Ethan Larson (No. 45). He's now a senior, but was hurt last week.

Barnesville coach Bryan Strand told the Alexandria Echo Press, "We lost one of our best players here and I hope to God we can get him back. I don't know if we can, but hopefully, we can soon..."

The Trojans mostly use a four-man front, but switched to a 3-4 defense during the game against JCC last season.

"We were gaining yardage and they wanted to cover our undersized offensive tackles," Schuller said.

The tackles are bigger this year, so Schuller thinks the Trojans will stick to their four-man front, but said the Huskies are preparing for both defenses.

"We have to prepare for both," he said. "We're way bigger and stronger at offensive tackle."

Because Barnesville can put up points in a hurry, Schuller said the Huskies are going to have to match them.

Junior Ben Dahlin, who returned a kickoff for a touchdown against Barnesville last season, thinks the Huskies are the team to get the job done.

"I think we can beat Barnesville," he said. "Our offense will keep chugging and our defense will keep stopping people."

Sophomore lineman Weston Rowe knows if that's the case, it has to start up front.

"We have to do the same thing we did," he said of the dominant win over Caledonia. "It starts with the line. We've got to handle them up front and we'll be just fine."

In the other semifinal matchup, No. 3 Eden Valley-Watkins plays Cannon Falls at 11:30 a.m. Friday.

The state finals are Nov. 24 at 1 p.m.

⚙ Loading Related Articles

This site uses Akismet to reduce spam. [Learn how your comment data is processed.](#)

Second Half Surge Lifts Trojans To State Championship Game

By Tracy Hinsz

The Barnesville Trojans faced a 15-6 halftime deficit, but a strong second half lifted them to a 38-23 victory over Jackson County Central moving them on to the state championship game where they will defend their title against Eden Valley-Watkins.

Both teams opened the game with a punt before Jackson County Central put together an impressive scoring drive that culminated with a Seth Stai three yard touchdown run. Jack Sadusky added the PAT giving JCC a 7-0 lead after one quarter of play.

Barnesville would respond with a scoring drive to start the second quarter that saw Cameron Halverson take a statue of liberty play 25 yards to the house. The conversion pass failed making the score 7-6.

It looked like that was how the half would end when Jackson County Central forced a late turnover to get the ball back deep in Barnesville's territory. Stai would once again get the call as he rambled in from five yards out for their second score of the game. He would add the two-point conversion run that made the score 15-6 with 54 seconds left in the half.

The Trojans would give it one last try with quarterback Zach Bredman connecting with running back, Major Ness for a long completion that saw Ness racing for the endzone only to be tripped up by a JCC defender at the 10 yard line as time expired in the half.

The Huskies would receive the second half kick with the biggest play of the game taking place on their first offensive possession. Sophomore quarterback, Roman Voss took a designed rollout run to the left where he was met by a handful of Trojan defenders. The momentum of their tackle caused Voss to suffer a head injury that delayed the game for a

significant amount of time.

After the game resumed, Barnesville's defense was still swarming as Peyton Amundson tackled the Huskies scrambling quarterback causing a fumble that was recovered by Levi Eickenbrock.

Momentum started to swing over to the Trojan's side as they drove the short field scoring on a beautiful 13 yard pass and catch from Bredman to Gannon Bolgrean. Halverson would add the two-point conversion run that made the score 15-14 JCC.

Barnesville's defense would once again come up big as Amundson forced another fumble after tackling the wide receiver after a short completed pass with Bolgrean coming up with the ball giving the Trojans offense another shot to take the lead.

The Huskies defense would stiffen forcing a punt with Amundson pinning them at the five yard line with JCC facing 95 yards to pay dirt.

Disaster would strike quickly as a simple handoff saw the Jackson County Central running back mishandle the ball as it hit the ground with Amundson diving on it to secure possession for Barnesville inside the four yard line.

The Huskies would not back down as their defense produced a loss on first down before a holding call erased a Barnesville score.

The Trojans would face a fourth down play and once again dialed up Halverson on another statue of liberty play that saw him make a great cut with a hoard of linemen in front to block for him as he secured his second touchdown this time from 14 yards out. Amundson caught the conversion pass from Bredman for a 22-15 Barnesville lead.

Momentum had drastically changed as the Trojans took their seven point lead into the fourth quarter.

Barnesville put together a

long time consuming drive that ended with an outstanding 24-yard touchdown run from Major Ness where he avoided two separate tackles on his way to the endzone.

The two-point try run by Bolgrean was going to be stopped short, but an alert play saw Bolgrean toss the ball back across the field with his back to the goal line to Bredman who waltzed into the endzone that made the score 30-15 Barnesville.

The Trojan defense would come up with an interception from Gannon Bolgrean on the first play of JCC's next offensive possession to give Barnesville the ball back.

After a nice run by Halverson on a trap play got the ball deep into Bulldog territory, Bredman would find Ness on an 18 yard pass for another Trojan touchdown. Halverson would add the two-point conversion for a 38-15 lead.

Jackson County Central managed to get on the scoreboard late in the fourth quarter as Stai reached the end zone on a two yard run while adding the two-point conversion run that made the final score 38-23 Barnesville.

"I felt we came out a little flat and on our heels on both sides of the ball," said Coach Strand. "We let them be the aggressor and dictate too many things early. We defended the pass well and actually didn't defend the run horribly, they were just able to continue long drives in the first half.

"We went into halftime down 15-6. We had a good heart to heart at halftime and lit a fire under them and made some defensive adjustments. In the second half it seemed to be all Barnesville.

"On the first drive in the second half, their QB Voss came around our left side where we gang tackled him and in the process of the tackle, he hit his head very hard on the turf, knocking him unconscious for a

little bit.

"The trainers and medical personnel were quick to react and secured him. It was very emotional for both teams at this time. No one ever likes to see a young man being carted off the field, especially one as important as him.

"Peyton Amundson would force two fumbles and recover another fumble in the next few possessions and we were able to capitalize on them. They would score late in the 4th quarter and then get the onside kick, but the defense held securing the win.

"To say I am proud of these boys would be an understatement. The amount of time they have put in this past week in film study and practices is amazing. I am blessed to have one of the best coaching staffs in the area and they had the boys dialed in.

"We are back in the state title game for the third time since 2018 and we couldn't be any happier. They know what it will take to come out on top and I think they are ready for the challenge.

"We are playing a very talented and fast Eden Valley-Watkins team on Friday. They are amazing on offense led by senior QB Nolan Geislinger. He is a great runner and an amazing passer. We will have our hands full. They have amazing team speed and can score points very fast. We will need to have a great week of prep and limit our mistakes in the game."

Bolgrean and Halverson led the team in rushing with 84 yards each with Halverson adding two scores, while Ness lead the team in receiving with 80 yards and a touchdown adding 34 more yards on the ground with a score. Bredman tallied 118 yards passing and two touchdowns and 43 yards rushing as Barnesville tallied 359 total yards of offense with 241 yards rushing and 118 yards passing.

Defensively, the Trojans held Jackson County Central to 249 total yards of offense with 155 yards coming on the ground and 94 yards through the air.

Amundson had a huge game with 11 tackles including four solo and one for loss, while forcing two fumbles and recovering one.

Bolgrean tallied nine tackles, four solo with an interception, tipped pass and a fumble recovery, with

Jack Bredman adding 11 tackles with five solo and Levi Eickenbrock adding nine tackles and a fumble recovery.

Hunter Blilie chipped in six tackles, with Ness adding five tackles, one for loss and a tipped pass, while Nick Robideau tallied eight tackles and Jay Tschumperlin seven.

Barnesville improves their record to 13-0 on the season. They will play for the state championship on Friday, November 24 at 1 p.m. at US Bank Stadium against Eden Valley-Watkins.

Box Score

	1	2	3	4	
JCC	7	8	0	8	23
Barnesville	0	6	16	16	38

1st Quarter

J-Stai 3-yard rush (Sadusky Kick)

2nd Quarter

B-Halverson 25-yard run (Pass Failed)

J-Stai 5-yard rush (Stai Rush)

3rd Quarter

B-Bolgrean 13-yard pass from Bredman (Halverson Run)

B-Halverson 14-yard run (Amundson pass from Bredman)

4th Quarter

B-Ness 24-yard run (Bredman Run)

B-Ness 18-yard pass from Bredman (Halverson Run)

J-Stai 2-yard run (Conversion Failed)

Individual Statistics

Rushing:

J Stai 17-74, Voss, 14-59, Malchow 4-19, Runge 2-4

B O'Brien 2-3, Ness 5-34, Halverson 10-84, Bredman 12-43, Bolgrean 14-84, Blilie 1-9

Passing:

J Voss 3-6-0=15, Runge 6-16-1=79
B Z. Bredman 8-15-0= 118

Receiving:

J Dahlin 5-51, Powers 2-18, Malchow 1-14, Brinkman 1-11


B Ness 3-80, Amundson 2-16, Bolgrean 2-18, Maesae 1-4



Zach Bredman looks for a receiver as the defender goes for a sack.



Cameron Halverson(#43) vaults across the goal line by breaking tackles. Nick Robideau (#54), Jack Maesse (#84), and Peyton Amundson (#34) help finish out the play.



The Trojan defense held strong during the entire game. Above, six players converge on the Jackson County Central ball carrier. Christian Lien (#63) pulls down the runner as Jay Tschumperlin (#81) pushes him back from above. Assisting were Peyton Amundson (#34), Major Ness (#3), Hunter Blilie and Levi Eickenbrock.

Trojans rally past Huskies in state semifinals

By [Dan Condon](#) on November 17, 2023



The Jackson County Central football team led Barnesville 15-6 at the half of the Class AA state semifinals Friday at U.S. Bank Stadium but the Trojans scored 32 straight points and outscored the Huskies 32-8 in the second half to win 38-23.

The Trojan comeback coincided with an injury to Roman Voss, who left the field on a stretcher after the first play of the second half.

Voss's dad, Rod, called and said Roman suffered a really bad concussion, but had movement in his extremities. He was undergoing tests but looked like he'd be OK.

JCC fumbled on three of its next four offensive plays, allowing the Trojans to take a 22-15 lead late in the third quarter.

The Trojans scored midway through the fourth quarter and added another touchdown with less than four minutes left to lead 38-15.

Seth Stai ran for all three of JCC's touchdowns, first scoring from 3 yards out to cap a 15-play, 58-yard drive that ended with 35 seconds left in the first quarter.

After Barnesville scored to cut JCC's lead to 7-6,

Ian Titterington recovered a fumble and Stai rushed in from 5 yards out with 50 seconds left in the half.

Stai ran in the two-point conversion for the 15-6 halftime lead.

Stai then rushed for a 2-yard score with 54 seconds left and again added the two-point conversion.

JCC ran for 155 yards and threw for 94 for 249 yards of offense.

Stai ran 17 times for 74 yards and three touchdowns. Voss ran for 59 yards and completed three passes for 15 yards.

Brenan Runge completed six passes for 79 yards.

Barnesville ran for 241 yards and threw for 118 to finish with 359 yards of offense.

JCC ends the season with a record of 11-1.

For more, see next week's paper.

⚙ Loading Related Articles

Offensive Stats vs Jackson County Central (state semi-finals)									
RUSHING	Attempts	Yards	Average per rush	fumbles	Touchdowns		GAME STATS	Trojans	Opponent
Ethan Larson							First Downs	19	14
Asher O'Brien	2	3	1.5	1			Rushing	11	9
Major Ness	5	34	6.8		1		Passing	8	5
Cameron Halverson	10	84	8.4		2		Penalty	2	
Zach Bredman	12	43	3.6				Rushing Yards	253	155
David Spillum							Passing Yards	118	94
Connor Klemm							Total Offense	371	249
Ellas Cox							Turnovers	1	3
Nate Huesman							Penalties		
Peyton Amundson							Number	3	4
Avery Schroeder							Yards penalized	25	32
Collin Morey									
Dovante Russell									
Jacob Strand									
Adam Brandon									
Brayden Dunham									
Eli Amundson									
Gannon Bolgreen	14	80	5.7						
Hunter Billie	1	9	9.0						
Chase Hauck									
Noah Stanford									
Total yards	44	253	5.8	1	3				
Scoring	Touchdown	2pt Conv.	Xtra-pt	Field Goal	Safety	Total Points			
Ethan Larson						0			
Major Ness	2					12			
Asher O'Brien						0			
Connor Klemm						0			
Cameron Halverson	2	2				16			
Avery Schroeder						0			
Peyton Amundson		1				2			
David Spillum						0			
Zachary Bredman		1				2			
Jay Tschumperlin						0			
Jack Maesse						0			
Gannon Bolgreen	1					6			
Defense						0			
Justin Krueger						0			
Eli Amundson						0			
Noah Stanford						0			
PASSING	Attempts	Completions	Yards	Average Per Pass	Touchdowns	Interceptions	Passing %		
Zachary Bredman	15	8	118	14.8	2		53.3%		
Connor Klemm									
Gannon Bolgreen									
RECEIVING	Receptions	Yards	Avg. Per Catch	Touchdowns					
Ethan Larson									
Major Ness	3	60	26.7	1					
Cameron Halverson									
Asher O'Brien									
Jay Tschumperlin									
Peyton Amundson	2	16	8.0						
Gannon Bolgreen	2	18	9.0	1					
Jack Maesse									
KICKING	Type of Kick	Attempts	Yards	Avg. Per Kick	Xtr PT/FG	Attempts	Made	ATT	Made
Peyton Amundson	KO/FG	6	237	39.5					
Ethan Larson	Punt								
Jay Tschumperlin	KO/FG								
Brayden Dunham	KO								
Collin Morey	FG								
Eli Amundson	FG								
Justin Krueger	FG								
Alex Dorton	KO								
Peyton Amundson	Punt	3	109	36.4					
RETURNS	Punt Returns Yardage	KO Returns Yardage	# Punt Returns	# KO Returns	Total Return Yards	Touchdowns			
Ethan Larson									
Asher O'Brien	7	34	1	1	41				
Major Ness									
Jacob Strand									
Gannon Bolgreen	-2	12	1	1	10				
Cameron Halverson		21		1	21				

		Defensive Stats vs. JCC (State Semi-finals)										
	Name	solo Tackles +3	Assisted Tackles +1	Tackle for loss +2	Tipped pass +1	Fumble caused +4	Fumble recovery +3	Int +5	Sack +4	Blocked Kick +5	Tackle on Kick +3	Total Points
2	Dovante Russell	1									1	6
3	Major Ness	2	3	1	1							12
4	Zachary Bredman				2							2
5	Jacob Strand		1								1	4
6	Gannon Bolgrean	4	5		1		1	1				26
7	Hunter Billie	2	2								2	14
8	Chase Hauck											0
9	Adam Branden											0
10	Connor Klemin											0
11	Elias Cox											0
15	Nathan Huseman											0
20	Brycen Christopherson											0
21	Jack Martin											0
22	Michael Connolly											0
23	Brayden Dunham											0
25	Asher O'Brien	1	2									5
27	Jack Bredman	5	6									21
28	Collin Morey											0
29	Brock Grabow											0
30	Eli Amundson											0
32	David Spillum	1									1	6
33	Avery Schroeder	2									1	9
34	Peyton Amundson	4	7	1		2	1					32
35	Isaac Dodge											0
43	Cameron Halverson											0
45	Ethan Larson											0
50	Levi Eickenbrock	3	5				1				1	20
51	Alex Dorton											0
52	Kash Tuel											0
53	Noah Stanford		2								1	5
54	Nick Robideau	1	6								1	12
55	Jarron Poepping											0
56	Collin Grommesch											0
57	Cody Mostue											0
58	Tyler Drees											0
61	Charlie Haycraft											0
62	Landen Hartog											0
63	Christian Lien	1	1	1								6
66	Brandon Braton											0
67	Brayden Stevens											0
68	Aiden Kent											0
70	Martin Dukek											0
71	Jackson Meyer											0
72	Alex Fronning											0
73	Hans Hansen											0
75	Justin Krueger		3									3
77	Carson Smith											0
79	Terrance Olgeirson-Gehrig											0
80	Parker Strom											0
81	Jay Tschumperlin	1	5								1	11
82	Brenden Thorkildson											0
83	Isaiah Zajac											0
84	Jack Maesse											0
85	Owen Thorkildson											0
87	Gabe Yeske											0
89	Landon Dahl											0

Barnesville football back in Prep Bowl championship game

The Trojans rallied in a big way to defeat Jackson County Central in the Minnesota Class 2A semifinals on Friday.



Barnesville's Cameron Halverson (43) celebrates his touchdown with teammates against Jackson County Central in the first half Friday, Nov. 17, 2023, at U.S. Bank Stadium in Minneapolis. Photo by Jason Wachter/For The Forum

By Forum staff

November 17, 2023 at 2:43 PM

Share

News reporting

MINNEAPOLIS — The Barnesville football team is back for another bite at the Prep Bowl apple after a big second-half comeback lifted the Trojans to a victory over Jackson County Central in the Class 2A semifinals on Friday at U.S. Bank Stadium.

Trailing by nine at halftime, Barnesville scored 32 unanswered points in the second half and defeated JCC 38-23.

The Trojans will defend their 2022 Prep Bowl championship against Eden Valley-Watkins in the Class 2A title game at 1 p.m. Friday, Nov. 24, at U.S. Bank Stadium.

EVW defeated Cannon Falls 42-24 in Friday's other Class 2A semifinals game.

Barnesville is in the state tournament for a 10th time and its seventh time since 2016. The Trojans were the Class 2A runnerup in 2018, the Class A runnerup in 2010 and the Class B runnerup in 1978.

Barnesville, which defeated JCC 42-12 in the 2022 semifinals, won its first state championship with a 35-20 win over Chatfield in the 2022 Prep Bowl



Barnesville's Major Ness (3) stretches the ball over the goal line to score while being tackled by Jackson County Central's Clay Malchow (3) in the second half Friday, Nov. 17, 2023, at U.S. Bank Stadium in Minneapolis. Photo by Jason Wachter/For The Forum

The Trojans didn't jump out of the gate in Friday's rematch against JCC, which scored the game's first touchdown on Seth Stai's 3-yard run with 35 seconds left in the first quarter. Stai's TD run capped a 15-play, 58-yard drive that consumed 6 minutes, 5 seconds.

Barnesville pulled within one when Cameron Halverson ran 25 yards for a score with 7:57 remaining in the second quarter. The drive covered 60 yards in 11 plays but a pass play for a 2-point conversion failed and JCC led 7-6.

The Huskies upped their lead on another Stai touchdown run, this time from 5 yards out, with 50 seconds left before halftime. Stai also ran for the 2-point conversion and JCC led 15-6 at halftime.



Barnesville' quarterback Zachary Bredman (4) throws a pass over Jackson County Central's Aiven Farmer (82) in the first half Friday, Nov. 17, 2023, at U.S. Bank Stadium in Minneapolis. Photo by Jason Wachter/For The Forum

But after the break it was all Barnesville. Quarterback Zachary Bredman found Gannon Bolgrean on a 13-yard scoring pass and Halverson ran for the conversion points to cut JCC's lead to 15-14 with 8:16 remaining in the third quarter.

Less than four minutes later, Halverson put the Trojans up for good with a 14-yard touchdown run with 4:24 left in the third. Bredman hit Peyton Amundson for the conversion and Barnesville led 22-15.

The Trojans went to the air to pad their lead. Bredman capped a 12-play, 85-yard fourth-quarter drive with a 24-yard TD pass to Major Ness with 6:36 left in the game. The drive ate up 7:21 and Bredman ran for the conversion to make it 30-15.

Barnesville leaned on the Bredman-to-Ness connection again for its fourth-straight touchdown, this one from 18-yards out to cap a five-play, 60-yard drive that took 2:22 off the clock. Halverson ran for the conversion and Barnesville led 38-15 with 3:53 to play.



Barnesville's Major Ness (3) pulls in a pass over Jackson County Central's Seth Stai (14) in the first half Friday, Nov. 17, 2023, at U.S. Bank Stadium in Minneapolis. Photo by Jason Wachter/For The Forum

JCC's Stai ran for his third touchdown, then ran for the conversion, to make it 38-23 with 54 seconds left in the game.

Bolgrean ran for 80 yards on 14 carries and Halverson had 79 yards on 10 carries to lead a Trojans ground game that produced 241 yards and three scores.

Bredman hit 8 of 15 throws for 118 yards and the two scores to Ness, who finished with 80 yards on three catches. Ness also had 32 rushing yard for 112 all-purpose yards and Bredman ran 12 times for 38 yards. The Trojans had 359 total yards.

Stai led the Huskies with 74 yards on 17 carries and the three touchdown runs. Quarterback Brenan Runge hit 6 of 16 passes for 79 yards and an interception, and Ben Dahlin caught five passes for 51 yards. JCC had 249 total yards.



Barnesville's Justin Krueger (75) sets his sights on Jackson County Centra's Brenan Runge (7) in the second half Friday, Nov. 17, 2023, at U.S. Bank Stadium in Minneapolis. Photo by Jason Wachter/For The Forum



Barnesville's Cameron Halverson (43) and Barnesville's Major Ness (3) stop Jackson County Central quarterback Roman Voss (2) on a play in the first half Friday, Nov. 17, 2023, at U.S. Bank Stadium in Minneapolis. Photo by Jason Wachter/For The Forum



Barnesville's Cameron Halverson (43) heads toward the the end zone to score against Jackson County Central in the first half Friday, Nov. 17, 2023, at U.S. Bank Stadium in Minneapolis. Photo by Jason Wachter/For The Forum



Barnesville's Gannon Bolgrean (6) finds room to run against Jackson County Central in the first half Friday, Nov. 17, 2023, at U.S. Bank Stadium in Minneapolis. Photo by Jason Wachter/For The Forum



Barnesville's Peyton Amundson (34) hits Jackson County Central's Ben Dahlin (5) causing a fumble that is recovered by Barnesville's Gannon Bolgrean (6) in the second half Friday, Nov. 17, 2023, at U.S. Bank Stadium in Minneapolis. Photo by Jason Wachter/For The Forum



Barnesville's Gannon Bolgrean (6) gets as far as he can against Jackson County Central after recovering a fumble in the second half Friday, Nov. 17, 2023, at U.S. Bank Stadium in Minneapolis. Photo by Jason Wachter/For The Forum



Barnesville's Cameron Halverson (43) goes over Jackson County Central's Ben Gallagher (6) to score in the second half Friday, Nov. 17, 2023, at U.S. Bank Stadium in Minneapolis. Photo by Jason Wachter/For The Forum



Barnesville's Gannon Bolgrean (6) runs the ball past Jackson County Central's Noah Thompson (28) to score in the second half Friday, Nov. 17, 2023, at U.S. Bank Stadium in Minneapolis. Photo by Jason Wachter/For The Forum



Barnesville's Cameron Halverson (43) dives over the goal line to score against Jackson County Central in the first half Friday, Nov. 17, 2023, at U.S. Bank Stadium in Minneapolis. Photo by Jason Wachter/For The Forum

'We all want it': Barnesville Trojans chase second-straight state football title

The undefeated Trojans look to win their second straight championship, and second in school history, in Friday's Prep Bowl.



Burnsville players and coaches talk during a timeout against Jackson County Central in the first half Friday, Nov. 17, 2023, at U.S. Bank Stadium in Minneapolis. Photo by Jason Wachter/For The Forum

By Todd Rose

Today at 7:00 AM

Share

News reporting

BARNESVILLE — Friday afternoon, the Barnesville Trojans will hit the field at U.S. Bank Stadium in Minneapolis aiming to capture their second consecutive — and second in school history — state football championship.

The Trojans earned their shot at the Prep Bowl Class 2A state football championship last week with a 38-23 win over Jackson County Central in the state semifinals.

The Trojans face Eden Valley-Watkins in the championship game at 1 p.m. Friday.

To keep momentum on their side and win Friday, the Trojans plan to work harder than anyone standing in their way, said coach Bryan Strand.

"We are going to outwork any team that we play," Strand said. "We're practicing in the mornings, we're practicing at night and we're going to be practicing at St. John's on Thursday. It's going to take every thing we have for this last week."



Barnesville's Asher O'Brien celebrates his touchdown against Pelican Rapids during the Minnesota Section 8-2A title game on Friday, Nov. 3, 2023, at the Fargodome. David Samson/The Forum

While momentum is on the side of the Trojans, it hasn't always been that way this postseason.

"Momentum is a great thing," said Strand. "We didn't have it to start the game (last week). Once we got it we didn't let it go. And we've done that a few times in the playoffs now."

Junior Gannon Bolgrean — who made several big plays in the 2022 championship game — said that the Trojans will need to have the pedal to the metal from the opening kick to have the best shot at another state title.



Barnesville's Gannon Bolgrean intercepts a pass intended for Chatfield's Drew Schindler during their Minnesota Class AA football championship game Friday, Dec. 2, 2022, in the U.S. Bank Stadium, Minneapolis. Michael Vosburg/The Forum

“We have to come out hot. We can’t let them score first,” Bolgrean said. “We’ve been scored on first in the last three games. We really have to come out hot. We’ve struggled in the first half this year so if we can play a good first half and play a full good game, I like our chances.”

Bolgrean said he does not take for granted the team having the experience of playing in last year’s game and now having another shot at a championship.

“It’s a privilege to play in the state championship and it’s hard to do in back-to-back years,” he said. “It’d be our second state championship and if we can do it in back-to-back years, it’d just be incredible.

“Just the fact we can walk into U.S. Bank Stadium and everyone isn’t in awe of it and we’re all focused and ready to play the game is big. We’ve been there so we’ll be ready to go.”



Barnesville's Nick Robideau gears up during Trojans football practice on Tuesday, August 29, 2023. David Samson/The Forum

Like Bolgrean, junior Nick Robideau knows what it's like to play at the Prep Bowl. For the players who don't have that experience, Robideau is telling them to "be ready."

"They need to embrace the opportunity and see what it's like because we're hoping to be there next year and the year after that," Robideau said. "They have to enjoy the experience and the journey and if their time comes, their time comes. I believe they'll continue on and keep the tradition alive."



Barnesville's Ethan Larson scores over Pelican Rapids' Jack Paulson during the Minnesota Section 8-2A title game on Friday, Nov. 3, 2023, at the Fargodome. David Samson/The Forum

Robideau said it would be unbelievable to win a second title for Barnesville.

"The first one felt really, really good. Feeling that again is something that I really want," he said. "We all want it and we're going to go out there and get it done."

Senior quarterback Zach Bredman once again is the engine that makes Barnesville go, Strand said.

"Zach Bredman has led the team, last year and this year," Strand said. "He doesn't make mistakes and he's almost perfect. He's thrown two picks in two years, one this year and one last year. His experience and leadership (is valuable) and this team has a fire to get it done."



Barnesville quarterback Zach Bredman, pictured at a practice on Tuesday, August 29, 2023 leads the Trojans offense. David Samson/The Forum

Bredman said the Trojans are anxious to hit the field Friday.

"We are all very excited to try and repeat what we did last year," Bredman said. "There's a lot of guys on this team that didn't see the field last year and know the excitement that it brings. They're just wanting to get on the field and play and win it as seniors."

Bredman said the ascension of the Trojans' offensive line this season has made a difference.

"Last year everyone on the offensive line was two-, three-, four- or even five-year starters," Bredman said. "This year we have some new faces up front but they have adapted and have so much confidence now compared to the start of the season. It's crazy how much they have improved."



Barnesville's Cameron Halverson (43) celebrates his touchdown with teammates against Jackson County Central in the first half Friday, Nov. 17, 2023, at U.S. Bank Stadium in Minneapolis. Photo by Jason Wachter/For The Forum

Like his teammates who played in last season's Prep Bowl, Bredman is helping keep the younger Trojans ready for what they will experience Friday.

"It's a lot of talking to them face-to-face and making sure they're calm and confident and that they're communicating with each other," he said. "For a lot of them, this will be the biggest game they'll play in. They need to know that we as captains and seniors have their backs."



Barnesville's Cameron Halverson (43) and Barnesville's Major Ness (3) stop Jackson County Central quarterback Roman Voss (2) on a play in the first half Friday, Nov. 17, 2023, at U.S. Bank Stadium in Minneapolis. Photo by Jason Wachter/For The Forum

Since the opening of the 2022 football season, the Barnesville Trojans have not lost a game. They're hoping to keep their undefeated streak intact.

"These guys have been perfect. They didn't lose a game last year and they haven't lost a game this year," Strand said. "Right now the senior class is perfect and that's the way they want to end it. We know what it takes to win this game."



Barnesville's Gannon Bolgrean (6) runs the ball past Jackson County Central's Noah Thompson (28) to score in the second half Friday, Nov. 17, 2023, at U.S. Bank Stadium in Minneapolis. Photo by Jason Wachter/For The Forum

Trojans Fall To Eden Valley-Watkins In State Championship

By Tracy Hinsz

The Barnesville Trojans were trying to defend their state title against Eden Valley-Watkins, but costly turnovers were too much to overcome as the Eagles broke a 6-6 tie with three unanswered touchdowns to win the game by the score of 24-6.

Eden Valley-Watkins won the toss and elected to receive. They quickly found themselves deep in Trojan territory and ended the drive with a touchdown as quarterback Nolan Geislinger found Wyatt Moehrle with a seven yard scoring pass. The two point conversion pass failed making the score 6-0.

The game would remain this way until midway through the second quarter when Barnesville put together a nice drive to get inside the Eagles five yard line. But on second down, a costly fumbled moved the ball back to the 18 which was too much to overcome with Eden Valley-Watkins taking over on downs.

The Trojans defense would stop the Eagles before the half to send both teams into then break with the score still 6-0 Eden Valley-Watkins.

Barnesville would get the ball to start the second half and put together a nice, time consuming drive that culminated in a Gannon Bolgrean eight yard touchdown run on a fourth down play. The conversion pass fell incomplete to keep the game tied at six.

With momentum on the Trojans side, Eden Valley-Watkins would quickly get it back. A four play drive ended as Geislinger ran the ball around the left edge and went untouched 36 yards for the score. The conversion pass failed making the score 12-6 Eagles.

Back would come Barnesville as they had another impressive offensive drive but a costly fumble recovered by the Eagles would

change the trajectory of the game's outcome.

The Trojans defense was reeling and Eden Valley-Watkins would make them pay as Geislinger would find Moehrle one on one and connect on a 55 yard touchdown pass. The conversion was stopped once again, but the Eagles had increased their lead to 18-6 late in the third quarter.

The Eagles defense would turn up the heat as they forced consecutive interceptions to stop any chance of Barnesville making a comeback.

With a short field to work with, Geislinger would find his man Moehrle one more time on another jump ball to the tall wide receiver covering 22 yards for the last score of the game. The conversion failed but the damage was done as Eden Valley-Watkins had a 24-6 lead that they would hold as they went on to win the Class AA state championship.

"We played the game we needed to play against an excellent team in Eden Valley-Watkins, but our turnovers were too much to overcome," said Coach Bryan Strand. "Statistically, all things were very close. We led in rushing and first downs, while they led in passing and total yards.

"We stopped a lot of the plays they were trying to run and recognized their double pass play. The flow of the game was where we wanted it, but they also did a nice job of changing up their defense to stop our running game compared to what they did the week before against Cannon Falls.

"I want to thank this senior group for going 26-1 over the last two years with a state championship and a runner-up finish.

"Our team only returned three starters on offense and four on defense. We were not expected to get back to this game, but the players

stepped up and bought into our work ethic needed to do so.

"Eden Valley-Watkins has a lot of speed, some great athletes and a tall receiver that did a nice job of out-jumping our defenders on a few pass plays.

"But our team has competed with the very best teams in the state year in and year out. I am as proud about this team as I have ever been about a team I coached. Today just wasn't our day."

Bolgrean would finish with a game high 150 yards rushing on 20 carries and a touchdown adding three catches for 16 yards to lead the Trojans. Zach Bredman would end his career going 8-18 for 68 yards with the Eagles grabbing four interceptions, while netting 28 yards rushing on eight carries.

Geislinger finished 7-13 for 111 yards and three scores, while adding 90 yards rushing on 17 carries to lead the Eagles with Moehrle grabbing five receptions for 92 yards and all three touchdowns.

Barnesville finished with 245 total yards of offense with 177 yards rushing and 68 passing with 14 first downs, with Eden Valley-Watkins tallying 278 total yards of offense with 167 yards rushing and 111 yards passing with 12 first downs.

Defensively, the Trojans were led by Bolgrean, Collin Morey, Levi Eickenbrock and Peyton Amundson as they all had six tackles each with Bolgrean netting an interception, as Jay Tschumperlin tallied five and Nick Robideau and Justin Krueger four.

Barnesville ends the season with an overall record of 13-1 and a state runner-up finish.

Box Score

	1	2	3	4	
Barnesville	0	0	6	0	6
EV-W	6	0	12	6	24

1st Quarter

E-Moehrle 7-yard pass from Geislinger (Pass Failed)

2nd Quarter

None

3rd Quarter

B-Bolgrean 8-yard rush (Pass Failed)

E-Geislinger 36-yard run (Pass Failed)

E-Moehrle 55-yard pass from Geislinger (Pass Failed)

4th Quarter

E-Moehrle 22-yard pass from Geislinger (Pass Failed)

Individual Statistics

Rushing:

E N. Geislinger 17-90, M. Geislinger 4-21, Moehrle 1-3

B Ness 3-8, Halverson 6-17, Bredman 8-28, Bolgrean 20-150

Passing:

E N. Geislinger 7-13-0=111, Moehrle 0-1-0=0

B Z. Bredman 8-18-4= 68, Bolgrean 0-1-0=0

Receiving:

E Moehrle 5-92, M. Geislinger 2-19


B Amundson 1-14, Bolgrean 3-16, Halverson 2-9, Huesman 1-21, O'Brien 1-8



With a cut to the left, Zach Bredman attempts to get past the Eagles defender.



Gannon Bolgrean (#6) celebrates after a touchdown. Teammates Noah Stanford (#53), Cameron Halverson (#43), Aiden Kent (#68) and Nick Robideau (#54) opened the lane for the score.



PHOTOS BY CASEY EHLERT AND ANDREW EHLERT

The Barnesville offensive line waits for the count from quarterback Zach Bredman as the Trojans took on a high powered Eden Valley-Watkins defense at the U.S. Bank stadium in Minneapolis.

Offensive Stats vs Eden Valley-Watkins

						GAME STATS			
RUSHING	Attempts	Yards	Average per rush	fumbles	Touchdowns	Trojans	Opponent		
Ethan Larson						First Downs	14	12	
Asher O'Brien						Rushing	10	9	
Major Ness	3	8	2.7			Passing	4	3	
Cameron Halverson	6	2	0.3			Penalty	0	0	
Zach Bradman	8	22	2.8			Rushing Yards	177	167	
David Spillum						Passing Yards	68	111	
Connor Klemin						Total Offense	245	278	
Elias Cox						Turnovers	5	1	
Nate Huesman						Penalties			
Peyton Amundson						Number	1	1	
Avery Schroeder						Yards penalized	5	10	
Collin Morey									
Dovante Russell									
Jacob Strand									
Adam Brandon									
Brayden Dunham									
Eli Amundson									
Gannon Bolgreen	20	145	7.3	1	1				
Hunter Blille									
Chase Hauck									
Noah Stanford									
Total yards	37	177	4.8	1	1				
Scoring	Touchdown	2pt Conv.	Xtra-pt	Field Goal	Safety	Total Points			
Ethan Larson						0			
Major Ness						0			
Asher O'Brien						0			
Connor Klemin						0			
Cameron Halverson						0			
Avery Schroeder						0			
Peyton Amundson						0			
David Spillum						0			
Zachary Bradman						0			
Jay Tschumperlin						0			
Jack Maesse						0			
Gannon Bolgreen	1					6			
Defense						0			
Justin Krueger						0			
Eli Amundson						0			
Noah Stanford						0			
PASSING	Attempts	Completions	Yards	Average Per Pass	Touchdowns	Interceptions	Passing %		
Zachary Bradman	18	8	68	8.5		4	44.4%		
Connor Klemin									
Gannon Bolgreen									
RECEIVING	Receptions	Yards	Avg. Per Catch	Touchdowns					
Ethan Larson									
Major Ness									
Cameron Halverson	2	12	6.0						
Asher O'Brien	1	8	8.0						
Jay Tschumperlin									
Peyton Amundson	2	32	16.0						
Gannon Bolgreen	3	16	5.3						
Jack Maesse									
KICKING	Type of Kick	Attempts	Yards	Avg. Per Kick	Xtr PT/FG	Attempts	Made	ATT	Made
Peyton Amundson	KO/FG	2	41	20.5					
Ethan Larson	Punt								
Jay Tschumperlin	KO/FG								
Brayden Dunham	KO								
Collin Morey	FG								
Eli Amundson	FG								
Justin Krueger	FG								
Alex Dorton	KO								
Peyton Amundson	Punt	2	85	42.5					
RETURNS	Punt Returns Yardage	KO Returns Yardage	# Punt Returns	# KO Returns	Total Return Yards	Touchdowns			
Ethan Larson									
Asher O'Brien	5		2		5				
Major Ness		34		2	34				
Jacob Strand									
Gannon Bolgreen		28		2	28				
Cameron Halverson									

Defensive Stats vs. Eden Valley-Watkins (state final)												
	Name	solo Tackles +3	Assisted Tackles +1	Tackle for loss +2	Tipped pass +1	Fumble caused +4	Fumble recovery +3	Int +5	Sack +4	Blocked Kick +5	Tackle on Kick +3	Total Points
2	Dovante Russell											0
3	Major Ness	1			2							5
4	Zachary Bredman											0
5	Jacob Strand											0
6	Gannon Bolgrean	8	1		2			1				32
7	Hunter Billie											0
8	Chase Hauck											0
9	Adam Branden											0
10	Connor Klemin											0
11	Elias Cox											0
15	Nathan Huseman											0
20	Brycen Christopherson											0
21	Jack Martin											0
22	Michael Connelly											0
23	Brayden Dunham											0
25	Asher O'Brien	1										3
27	Jack Bredman											0
28	Collin Morey	4	2									14
29	Brock Grabow											0
30	Eli Amundson											0
32	David Spillum											0
33	Avery Schroeder	1										3
34	Peyton Amundson	6	3									21
35	Isaac Dodge											0
43	Cameron Halverson	1									1	6
45	Ethan Larson											0
50	Levi Eickenbrock	2	3			1					2	19
51	Alex Dorton											0
52	Kash Tuel											0
53	Noah Stanford	1										3
54	Nick Robideau	4			1							13
55	Jarron Poepping											0
56	Collin Grommesch											0
57	Cody Mostue											0
58	Tyler Drees											0
61	Charlie Haycraft											0
62	Landen Hartog											0
63	Christian Lien		1									1
66	Brandon Braton											0
67	Brayden Stevens											0
68	Aiden Kent											0
70	Martin Dukek											0
71	Jackson Meyer											0
72	Alex Fronning											0
73	Hans Hansen											0
75	Justin Krueger	4	1	1					1			19
77	Carson Smith											0
79	Ferrance Olgeirsen Gehrig											0
80	Parker Strom											0
81	Jay Tschumperlin	1	3									6
82	Brenden Thorkildson											0
83	Isaiah Zajac											0
84	Jack Maesse											0
85	Owen Thorkildson											0
87	Gabe Yeske											0
89	Landon Dahl											0

Offensive Stats Season Stats

RUSHING						GAME STATS			
	Attempts	Yards	Average per rush	fumbles	Touchdowns	Trojans	Opponent		
Ethan Larson	71	639	9.0	1	15	First Downs	183	129	
Asher O'Brien	52	395	7.6	1	6	Rushing	140	83	
Major Ness	67	435	6.5	1	8	Passing	31	42	
Cameron Halverson	52	379	7.3	0	7	Penalty	12	4	
Zach Bredman	80	409	5.1	1	6	Rushing Yards	4101	1328	
David Spillum	19	282	14.8	0	4	Passing Yards	1072	1390	
Connor Klemm	17	75	4.4	2	2	Total Offense	5173	2718	
Elias Cox	5	21	4.2	0	0	Turnovers	13	22	
Nate Huesman	4	22	5.5	0	0	Penalties	0	0	
Peyton Amundson	4	56	14.0	0	1	Number	44	56	
Avery Schroeder	5	85	17.0	0	1	Yards penalized	325	512	
Collin Morey	6	88	14.7	0	0				
Dovante Russell	7	66	9.4	0	0				
Jacob Strand	5	13	2.6	0	0				
Adam Brandon	2	5	2.5	0	0				
Brayden Dunham	1	1	1.0	0	0				
Eli Amundson	5	34	6.8	0	1				
Gannon Bolgrean	86	1056	12.3	2	11				
Hunter Billie	2	12	6.0	0	0				
Chase Hauck	1	5	5.0	0	0				
Noah Stanford	1	23	23.0	0	1				
Total yards	492	4101	8.3	8	63				
Scoring	Touchdown	2pt Conv.	Xtra-pt	Field Goal	Safety	Total Points			
Ethan Larson	17	5	0	0	0	112			
Major Ness	13	4	0	0	0	86			
Asher O'Brien	10	3	0	0	0	66			
Connor Klemm	2	1	0	0	0	14			
Cameron Halverson	7	12	0	0	0	66			
Avery Schroeder	2	0	0	0	0	12			
Peyton Amundson	4	2	0	0	0	28			
David Spillum	4	0	0	0	0	24			
Zachary Bredman	6	12	0	0	0	60			
Jay Techumperlin	1	0	1	0	0	7			
Jack Maesse	0	3	0	0	0	6			
Gannon Bolgrean	16	4	0	0	0	104			
Defense	0	0	0	0	2	4			
Justin Krueger	0	0	1	0	0	1			
Eli Amundson	1	0	0	0	0	6			
Noah Stanford	1					6			
PASSING	Attempts	Completions	Yards	Average Per Pass	Touchdowns	Interceptions	Passing %		
Zachary Bredman	100	53	1034	19.5	13	5	53.0%		
Connor Klemm	1	1	38	38.0	0	0	100.0%		
Gannon Bolgrean	1	0	0						
RECEIVING	Receptions	Yards	Avg. Per Catch	Touchdowns					
Ethan Larson	5	70	14.0	1					
Major Ness	13	312	24.0	4					
Cameron Halverson	3	31	10.3	0					
Asher O'Brien	5	70	14.0	0					
Jay Techumperlin	1	38	38.0	0					
Peyton Amundson	13	257	19.8	3					
Gannon Bolgrean	10	200	20.0	5					
Jack Maesse	3	90	0	0					
KICKING	Type of Kick	Attempts	Yards	Avg. Per Kick	Xtr PT/FG	XTR Point		FG	
						Attempts	Made	ATT	Made
Peyton Amundson	KO	83	3455	41.6		4	0		
Ethan Larson	Punt	10	357	35.7					
Jay Techumperlin	KO	3	106	35.3		3	1		
Brayden Dunham	KO	2	75	37.5					
Collin Morey	FG	0	0			1	0		
Eli Amundson	FG					1	0		
Justin Krueger	FG					1	1		
Alex Dorton	KO	1	41	41.0					
Peyton Amundson	Punt	5	194	38.8					
RETURNS	Punt Returns Yardage	KO Returns Yardage	# Punt Returns	# KO Returns	Total Return Yards	Touchdowns			
Ethan Larson	0	158	0	10	158	0			
Asher O'Brien	414	34	19	1	409	4			
Major Ness	14	34	1	2	48	0			
Jacob Strand	14	0	1	0	14	0			
Gannon Bolgrean	66	97	2	5	163	0			
Cameron Halverson	0	40	0	2	40	0			

Defensive Stats Season Stats												
	Name	solo Tackles +3	Assisted Tackles +1	Tackle for loss +2	Tipped pass +1	Fumble caused +4	Fumble recovery +3	Int +5	Sack +4	Blocked Kick +5	Tackle on Kick +3	Total Points
2	Dovante Russell	2	8	0	0	0	0	0	0	0	9	41
3	Major Ness	11	7	1	7	0	0	3	0	0	0	64
4	Zachary Bredman	1	2	0	2	0	0	0	0	0	0	7
5	Jacob Strand	2	2	0	0	0	0	0	0	0	1	11
6	Gannon Bolgreaan	26	19	1	4	0	1	3	0	0	1	124
7	Hunter Billie	11	28	6	0	0	0	0	1	0	4	89
8	Chase Hauck	1	0	0	0	0	0	0	0	0	0	3
9	Adam Branden	1	0	0	0	0	0	0	0	0	0	3
10	Connor Klemin	0	1	0	0	0	0	0	0	0	1	4
11	Elias Cox	0	2	0	0	0	0	1	0	0	0	7
15	Nathan Huseman	1	6	0	1	0	0	1	0	0	0	15
20	Brycen Christopherson	0	0	0	0	0	0	0	0	0	0	0
21	Jack Martin	2	5	0	0	0	0	0	0	0	0	11
22	Michael Connolly	0	1	0	0	0	0	0	0	0	1	4
23	Brayden Dunham	1	0	1	0	0	0	0	0	0	0	5
25	Asher O'Brien	23	17	1	1	1	0	2	0	0	8	127
27	Jack Bredman	14	10	1	0	0	0	0	0	0	1	57
28	Collin Morey	32	36	7	0	1	1	0	2	0	5	178
29	Brock Grabow	0	0	0	0	0	0	0	0	0	0	0
30	Eli Amundson	4	6	0	0	0	0	0	0	0	1	21
32	David Spillum	9	8	1	0	0	0	0	0	0	7	58
33	Avery Schroeder	11	16	1	2	0	1	1	0	0	5	76
34	Peyton Amundson	30	55	13	0	3	1	0	4	0	5	217
35	Isaac Dodge	2	3	0	0	0	0	0	0	0	1	12
43	Cameron Halverson	6	26	4	0	0	1	0	0	0	12	91
45	Ethan Larson	33	27	7	3	1	0	1	1	0	5	171
50	Levi Eickenbrock	17	45	4	0	2	3	0	2	0	12	165
51	Alex Dorton	3	6	0	1	0	0	0	0	0	3	25
52	Kash Tuel	1	8	3	0	0	1	0	1	0	0	24
53	Noah Stanford	17	30	4	0	0	0	0	0	0	16	137
54	Nick Robideau	32	42	11	1	0	0	0	2	1	12	210
55	Jarron Poepping	1	0	0	0	0	0	0	0	0	0	3
56	Collin Grommesch	0	0	0	0	0	0	0	0	0	0	0
57	Cody Mostue	0	0	0	0	0	0	0	0	0	0	0
58	Tyler Drees	0	0	0	0	0	0	0	0	0	0	0
61	Charlie Haycraft	0	0	0	0	0	0	0	0	0	0	0
62	Landen Hartog	2	4	1	0	0	0	0	0	0	0	12
63	Christian Lien	8	8	4	0	0	0	0	3	0	0	52
66	Brandon Braton	0	0	0	0	0	0	0	0	0	0	0
67	Brayden Stevens	0	0	0	0	0	0	0	0	0	0	0
68	Aiden Kent	0	2	1	0	0	0	0	0	0	0	4
70	Martin Dukek	0	0	0	0	0	0	0	0	0	0	0
71	Jackson Meyer	0	2	2	0	0	0	0	1	0	0	10
72	Alex Fronning	2	2	2	0	0	0	0	1	0	0	16
73	Hans Hansen	1	0	0	0	0	0	0	0	0	0	3
75	Justin Krueger	12	19	6	0	0	0	0	2	0	0	75
77	Carson Smith	0	0	0	0	0	0	0	0	0	0	0
79	Terrance Olgeinson-Gehrig	0	1	0	0	0	0	0	0	0	0	1
80	Parker Strom	2	4	4	0	0	0	0	0	0	0	18
81	Jay Tschumperlin	15	35	12	0	2	3	0	2	0	1	132
82	Brenden Thorkildson	0	4	0	0	0	0	0	0	0	1	7
83	Isaiah Zajac	1	9	1	0	1	0	0	0	0	1	21
84	Jack Maesse	2	1	0	0	0	0	0	0	0	0	7
85	Owen Thorkildson	0	2	0	0	0	0	0	0	0	2	8
87	Gabe Yeske	0	1	0	0	0	0	0	0	0	0	1
89	Landon Dahl	0	0	0	0	0	0	0	0	0	0	0
		339	512	99	22	11	12	12	22	1	115	

BARNESVILLE
FOOTBALL RECORD BOOK
1950-CURRENT

**ALWAYS LOOKING FOR NEW STATS TO ADD, SO
ALWAYS A WORK IN PROGRESS

Career Defense

Name	solo Tackles +3	Assisted Tackles +1	Tackle for loss +2	Tipped pass +1	Fumble caused +4	Fumble recovery +3	Int +5	Sack +4	Blocked Kick +5	Tackle on Kick +3	Total Points
Hunter Zenzen	123	196	72	4	3	3	1	17	0	37	909
Austin Martz	122	152	19	15	6	5	11	1	5	36	802
Jonny Robideau	108	218	45	2	3	5	1	8	0	14	740
Jacob Grosz	92	144	40	5	10	4	2	5.5	1	16	642
Preston Snobl	84	147	25	5	5	4	6	2	7	25	634
Cody Cox	86	204	27	1	2	1	0	9	0	10	594
Joey Mark	78	134	27	0	8	3	0	7.5	0	25	565
Brady Kroll	66	108	36	0	2	4	0	7.5	0	26	506
Brady Martz	86	115	6	20	0	4	12	1	0	8	505
Ethan Ishaug	69	171	16	8	3	1	1	3	1	3	494
Kieran Johnson	52	127	46	2	3	3	1	16	1	3	482
Michael Strand	60	92	16	10	2	2	10	1	0	31	475
Josh Harris	71	60	30	1	6	1	1	11	2	18	474
Kaden Zenzen	54	97	27	2	1	4		19.5	0	13	448
Jace Nosal	54	82	17	1	2	0	3	4	1	33	422
Stuart Brandt	71	65	9	13	0	3	3	0.5	0	27	420
Peyton Amundson	57	97	26	0	4	3	0	8	0	12	418
Braeden Bredman	73	67	7	15	4	4	5	0	0	15	413
Zach Hochhalter	67	85	25	3	5	2	0	4	2	8	412
Adam Rice	66	60	9	4	3	1	5	2	0	24	400
Ethan Larson	69	79	14	3	2	1	3	2	0	12	392
Brady Tweeton	57	62	13	12	0	1	9	1	0	18	380
Hunter Anderson	58	87	20	2	2	2	1	2.5	0	15	377
Adam Tonsfeldt	42	68	6	17	0	3	17	0	0	17	377
Tanner John	45	67	24	3	1	4	0	13	1	11	358
Brooks Martinson	61	78	12	4	2	4	1	1	1	6	341
Corey Praska	37	114	21	2	2	3	0	3.5	0	6	339
Willie Anderson	45	77	13	0	3	3	0	3	2	18	335
Connor Loeks	52	67	10	4	1	2	1	1	0	14	308
Leland Volrath	39	96	9	2	1	3	1	3	0	15	308
Bradey Berg	25	138	23	0	0	1	0	6	0	4	298
Andy Janssen	33	86	23	4	3	4	0	5	0	1	282
Joey Roste	34	98	8	6	2	2	2	2	0	6	277
Mac Tschakert	38	40	13	0	0	0	0	7.5	0	20	270
Jordan Rice	21	71	14	0	1	2	0	6.5	0	22	264
Rylee Anderson	30	62	6	1	0	0	2	0	0	27	256
Ben Randklev	28	94	14	1	3	1	1	2	0	7	256
Noah Krause	30	54	10	3	1	2	7	1	0	9	243
Dana Berg	31	58	14	0	2	0	0	2	2	12	241
Levi Eickenbrock	29	59	6	0	2	3	0	2.5	0	14	227
John Hagen	37	39	12	11	1	0	5	1	0	3	227
Kyler Martz	40	53	2	9	0	2	5	0	0	2	224
Connor John	30	86	8	0	0	0	2	0	0	7	223
Alec Wheelright	30	37	22	2	0	3	0	4	2	5	223
Jared Nelson	25	85	8	0	0	3	0	5	0	4	217
Chase Brenner	43	26	4	5	0	2	5	0	0	6	217
Asher O'Brien	37	31	4	3	1	0	3	0	0	12	208

		Season Defensive Points										Total Points
		Solo Tackles +3	Assisted Tackles +1	Tackle for loss +2	Tippe d pass +1	Fumble caused +4	Fumble recovery +3	Int +5	Sack +4	Blocked Kick +5	Tackle on Kick +3	
Hunter Zenzen	2019	44	56	28	0	3	0	1	6	0	13	324
Hunter Zenzen	2018	42	62	26	3	0	2	0	8	0	11	314
Austin Martz	2010	35	67	4	2	1	1	4	0	1	17	265
Jacob Grosz	2009	43	43	19	1	6	0	2	2	0	3	262
Preston Snobl	2018	37	62	11	1	1	2	4	1	2	6	258
Jonny Robideau	2021	40	74	15	0	2	1	1	1	0	4	256
Kaden Zenzen	2021	21	58	22	2	1	3	0	14.5	0	2	244
Brooks Martinson	2018	44	50	10	1	1	4	1	1	0	5	243
Brady Martz	2017	46	38	4	4	0	1	2	1	0	6	223
Jace Nosal	2012	34	37	6	0	2	0	1	2	1	15	222
Cody Cox	2006	31	86	5	0	1	0	0	2	0	3	210
Brady Kroll	2019	31	49	17	0	1	0	0	3.5	0	9	221
Peyton Amundson	2023	30	55	13	0	3	1	0	4	0	5	217
Nick Robideau	2023	32	42	11	1	0	0	0	2	1	12	210
Jacob Grosz	2008	33	37	16	4	2	0	0	2.5	1	3	204
Joey Mark*	2020	28	42	5	0	3	1	0	3	0	13	202
Cody Cox	2007	23	70	14	1	0	1	0	4	0	5	202
Mac Tschakert	2011	30	21	12	0	0	0	0	7.5	0	12	201
Jace Nosal	2013	19	45	11	1	0	0	2	2	0	18	197
Preston Snobl	2017	29	46	11	1	0	1	1	1	2	6	196
Peyton Amundson	2022	27	38	13	0	1	2	0	4	1	6	194
Kieran Johnson	2016	18	60	15	1	1	2	1	7	0	2	194
Hunter Anderson	2019	27	43	10		1	2	1	1.5		9	192
Braeden Bredman	2021	33	33	4	5	1	3	3	0	0	5	188
Andrew Janssen	2010	22	54	16	2	2	2	0	4	0	1	187
Jordan Rice	2008	20	44	12	0	1	1	0	4.5	0	11	186
Josh Harris	2010	24	23	14	0	3	1	0	4.5	0	10	186
Joey Mark	2018	26	45	8	0	0	3	0	2	0	10	186
Tanner John	2009	24	27	9	1	1	2	0	7	1	8	185
Austin Martz	2012	27	32	5	5	3	4	1	0	2	6	185
Hunter Andeson	2018	31	44	10	2	1	0	0	1	0	6	185
Kieran Johnson	2015	23	41	23	1	0	1	0	6	0	0	184
Jonny Robideau*	2020	23	44	13	0	0	1	0	5	0	7	183
Joey Roste	2016	22	60	5	4	2	1	2	1	0	6	183
Cody Cox	2005	32	48	8	0	1	0	0	3	0	2	182
Corey Praska	2008	26	42	13	1	0	0	0	2.5	0	8	181
Preston Snobl	2016	18	39	3	3	4	1	1	0	3	13	180
Colin Morey	2023	32	38	7	0	1	1	0	2	0	5	178
Stuart Brandt	2010	26	35	4	3	1	1	1	0	0	13	175
Connor Loeks	2022	34	36	7	3	0	0	1	1	0	3	172
Ethan Larson	2023	33	27	7	3	1	0	1	1	0	5	171
Adam Rice	2010	29	27	6	2	3	0	1	2	0	6	171
Ethan Ishaug	2014	24	71	7	1	0	1	0	1	0	2	171
Michael Strand	2013	16	46	3	3	0	0	6	1	0	11	170
Austin Martz	2011	35	17	2	3	1	0	4	0	1	4	170
Hunter Zenzen	2017	27	45	8	1	0	1	0	2	0	5	169
Joey Mark	2019	23	42	14	0	2	2	0	2.5	0	2	169
Zach Hochhalter	2010	28	36	12	3	1	0	0	0	2	2	167
Levi Eickenbrock	2023	17	45	4	0	2	3	0	2	0	12	165
Tanner John	2010	20	36	14	2	0	2	0	6	0	3	165
Ethan Ishaug	2013	19	48	6	2	0	0	0	2	1	10	162
Austin Martz	2009	24	31	8	4	1	0	1	1	1	7	162
Connor John	2018	22	62	6	0	0	0	2	0	0	4	162
Braeden Bredman	2022	31	21	2	10	2	1	2	0	0	4	161
Jared Nelson	2006	17	69	5	0	0	1	0	4	0	4	161
Adam Tonsfeldt	2019	18	37	5	2	0	1	7	0	0	6	159
Justin Lee	2007	20	53	7	2	0	1	0	0	0	8	156
Jacob Grosz	2007	15	59	5	0	2	3	0	1	0	7	156
Ben Randklev	2013	13	67	11	1	2	1	1	2	0	1	156
Brady Martz	2016	24	35	1	13	0	1	6	0	0	0	155
Jonny Kletsch	2017	27	38	9	4	0	2	0	1	0	0	151
Zach Hochhalter	2009	21	27	10	0	3	1	0	4	0	3	150
* 2020 7 game season												0

Career Defensive Stats

Solo Tackles Career		Assisted Tackles Career		Total Tackles Career	
Hunter Zenzen	123	Chad Holland	253	Jonny Robideau	326
Austin Martz	122	Jonny Robideau	218	Hunter Zenzen	319
Jonny Robideau	108	Cody Cox*	204	Cody Cox*	290
Jacob Grosz	92	Hunter Zenzen	196	Chad Holland	281
Cody Cox	86	Ethan Ishaug	171	Austin Martz	274
Brady Martz	86	Austin Martz	152	Jacob Grosz	241
Preston Snobl	84	Preston Snobl	147	Caused Fumbles	
Joey Mark	78	Jacob Grosz	144	Jacob Grosz	10
Josh Harris	71	Bradey Berg	138	Joey Mark	8
Stuart Brandt	71	Joey Mark	134	Austin Martz	6
Ethan Larson	69	Kieran Johnson	127		
Ethan Ishaug	69	Brady Martz	115	Josh Harris	6
Zach Hochhalter	67	Corey Praska*	114	Zach Hochhalter	5
Adam Rice	66	Randy Barta	114	Preston Snobl	5
Brady Kroll	66				
Michael Strand	60				
Tackle For Loss (20)		Tipped Passes		Fumble Recovery	
Hunter Zenzen	72	Brady Martz	20	Austin Martz	5
Kieran Johnson	46	Cameron Heng	18	Jacob Kletsch	4
Jonny Robideau	45	Adam Tonsfeldt	17	Jacob Grosz	4
Jacob Grosz	40	Braeden Bredman	15	Tanner John	4
Brady Kroll	36	Austin Martz	15	Andy Janssen	4
Josh Harris	30	Stuart Brandt	13	Brady Martz	4
Cody Cox	27	Owen Riddle	11	Preston Snobl	4
Kaden Zenzen	27	John Hagen	11	Brady Kroll	4
Joey Mark	27	Michael Strand	10	Kaden Zenzen	4
Zach Hochhalter	25			Braeden Bredman	4
Preston Snobl	25				
Tanner John	24				
Interceptions		Sacks		Blocked Kicks	
Adam Tonsfeldt	17	Kaden Zenzen	19.5	Preston Snobl	8
Brady Martz	12	Hunter Zenzen	17	Austin Martz	5
Austin Martz	11	Kieran Johnson	16	Trevor Nelson	3
Michael Strand	10	Tanner John	13	Josh Harris	2
Brady Tweeton	9	Josh Harris	11	Aaron Schindler*	2
Owen Riddle	8	Cody Cox	9	Zach Hochhalter	2
Brian Scheffler*	8	Kyle Johnson	8	Alec Wheelright	2
Noah Krause	7	Jonny Robideau	8	Willie Anderson	2
Preston Snobl	6	Mac Tschakert	7.5	Garrett Anderson	2
		Joey Mark	7.5	Dana Berg	2
				Tate Elliott	2
Tackle On Kicks		Defensive Points 2005 - current			
Hunter Zenzen	37	Hunter Zenzen	909		
Austin Martz	36	Austin Martz	802		
Jace Nosal	33	Jonny Robideau	740		
Michael Strand	31	Jacob Grosz	642		
Stuart Brandt	27	Preston Snobl	639		
Rylee Anderson	27	Cody Cox	594		
Brady Kroll	26	Joey Mark	565		
Joey Mark	25	Brady Kroll	506		
Preston Snobl	25	Brady Martz	505		
		Ethan Ishaug	494		
		Kieran Johnson	482		
		Michael Strand	475		
*Agassiz Valley Coop but Barnesville athlete		Josh Harris	474		
		Kaden Zenzen	448		

Individual Game Records Defense

Interceptions in a game			Interception Returns			
Mark Kragness	1986 vs Frazee	4	Michael Strand	vs Hawley 2013	92	TD
Brady Martz	2016 vs UNC	3	Major Ness	vs Hawley, 2023	79	TD
Adam Tonsfeldt	2019 vs Warroad	3	Greg Bang	1968 vs Battle Lake	70	TD
			Tony Harris*	1994 vs Mahnomen	68	
Most Total Tackles in a Game			Sacks in a Game			
Chad Holland	1980 vs Frazee	26	Aaron Schindler *	2006 vs DGF	4	
Ed Kava	1980 vs Frazee	25	Mac Tschakert	2011 vs Pelican Rapids	3.5	
Bill Ferris	1980 vs Frazee	22	Kieran Johnson	2014 vs Staples	3	
Chad Holland	1980 vs Perham	21	Rusty Renecker	2006 vs Perham	3	
Cody Cox*	2006 vs Roseau	20				
Jacob Grosz	2009 vs Minneota	18				
Cody Cox	2007 vs Blackduck	18	Tackles for Loss in a Game			
Cody Cox*	2006 vs Pelican Rapids	18	Aaron Schindler*	2006 vs DGF	7	
Matt Ness *	1991 vs Frazee	17	Cody Cox*	2005 vs Walker	6	
Chad Harrison*	1991 vs Pelican Rapids	17	Jacob Grosz	2009 vs Minneota	5	
Jonny Robideau	2020 vs Pillager	17	Hunter Zenzen	2019 vs Breckenridge	5	
Cody Cox*	2006 vs DGF	16				
Joey Mark	2020 vs Pillager	16				
Michael Strand	2013 vs Hawley	15				
Cody Cox*	2006 vs Perham	15				
Aaron Schindler *	2006 vs DGF	15				
Most Solo Tackles in a Game			Most Assisted Tackles in a Game			
Matt Ness*	1991 vs Frazee	12	Ed Kava	1980 vs Frazee	24	
Jacob Grosz	2009 vs Minneota	10	Chad Holland	1980 vs Frazee	21	
Brady Martz	2017 vs Crookston	10	Bill Ferris	1980 vs Frazee	21	
Cody Cox*	2006 vs DGF	7	Bill Ferris	1980 vs Perham	18	
Josh Harris	2011 vs Warroad	7	Chad Holland	1980 vs Perham	17	
Brady Tweeton	2015 vs Crookston	7	Cody Cox*	2006 vs Pelican Rapids	15	
Zach Hochhalter	2008 vs LOW	7	Jared Nelson*	2006 vs Pelican Rapids	15	
Hunter Zenzen	2019 vs Roseau	7	Cody Cox*	2006 vs Roseau	14	
Connor Loeks	2022 vs MLWR	7	Michael Strand	2013 vs Hawley	13	
Fumble Recovery for TD - Longest			Cody Cox*	2007 vs Blackduck	13	
Jeff Halverson	vs Perham 1978	70	Seth Martinson	2013 vs Hawley	12	
			Jimmy Kietsch	2014 vs Frazee	12	
			Jace Nosal	2013 vs LPGE	12	
Blocked Kicks in a Game			Cody Cox*	2006 vs Frazee	12	
Aaron Schindler *	2006 vs DGF	2	Joey Mark	2020 vs Pillager	12	
Preston Snobl	2017 vs Roseau	2				

SEASON DEFENSIVE LEADERS

Solo Tackles Season		Assisted Tackles Season		Caused Fumbles		Total Tackles in a Season	
Brady Martz, 2017	46	Randy Barta 1975	114	Jacob Grosz 2009	6	Randy Barta 1975	156
Hunter Zenzen, 2019	44	Mike Ishaug 1974	108	Preston Snobl 2016	4	Jonny Robideau, 2021	114
Brooks Martinson, 2018	44	Cody Cox 2006	86	Isaac Goedlike 2011	4	Hunter Zenzen 2018	104
Jacob Grosz 2009	43	Chad Holland 1980	82	Austin Martz 2012	3	Austin Martz 2010	102
Hunter Zenzen 2018	42	Chad Holland 1982	77	Adam Rice 2010	3	Hunter Zenzen, 2019	100
Randy Barta 1975	42	Chad Holland 1981	76	Josh Harris 2009	3	Preston Snobl 2018	99
Jonny Robideau, 2021	40	Blayn Tonsfeldt 1982	76	Josh Harris 2010	3	Chad Holland 1981	98
Preston Snobl 2018	37	Jonny Robideau, 2021	74	Zach Hochhalter 2009	3	Chad Holland 1980	97
Austin Martz 2011	35	Ethan Ishaug 2014	71	Hunter Zenzen, 2019	3	Ethan Ishaug 2014	95
Austin Martz 2010	35	Cody Cox 2007	70	Logan Yeske 2022	3	Brooks Martinson	94
Jace Nosal 20112	34	Jared Nelson 2006	69	Team Take Aways		Blayn Tonsfeldt 1982	92
Connor Loeks 2022	34	Austin Martz 2010	67	2018	38	Brent Butenhoff 1982	88
Jacob Grosz 2008	33	Ben Randklev 2013	67	2016	31	Jacob Grosz 2009	86
Braeden Bredman, 2021	33	Brent Butenhoff 1982	64	2013	30	Chad Holland 1982	86
Ethan Larson, 2023	33	Hunter Zenzen, 2018	62	2022	19	Peyton Amundson, 2023	85
Tackle For Loss Season				2010	29	Brady Martz, 2017	84
Hunter Zenzen, 2019	28			2021	27	Cody Cox 2007 *	84
Hunter Zenzen, 2018	26			2019	26	Connor John 2016	84
Kieran Johnson 2015	23	Tipped Passes		2008	24	Joey Roste 2016	82
Kaden Zenzen, 2021	22	Brady Martz 2016	13	2011	24		
Jacob Grosz 2009	19	Adam Tonsfeldt 2019	11	2023	24		
Andrew Janssen 2010	16	Cameron Heng 2021	11	Fumble Recovery			
Jacob Grosz 2008	16	Braeden Bredman 2022	10	Austin Martz 2012	4		
Jonny Robideau, 2021	15	Owen Riddle 2022	7	Brooks Martinson	4		
Kieran Johnson 2016	15	John Hagen 2010	7	Ben Stout 2007	3		
Cody Cox 2007	14	Jackson Wahl, 2017	7	Corey Praska 2007	3		
Tanner John 2010	14	Mike Brandt 2007	6	Jacob Grosz 2007	3		
Garrett Anderson 2015	14	Kyler Martz 2013	6	Matt Bredman 2016	3		
Josh Harris 2010	14			Hunter Zenzen, 2019	3		
Corey Praska 2008	13			Braeden Bredman, 2021	3		
Interceptions		Sacks		Levi Eickenbrock, 2023	3		
Adam Tonsfeldt, 2019	7	Kaden Zenzen, 2021	14.5	Blocked Kicks			
Adam Tonsfeldt, 2018	7	Hunter Zenzen, 2018	8	Preston Snobl 2016	3		
Brady Martz 2016	6	Mac Tschakert 2011	7.5	Trevor Nelson 2010	3		
Michael Strand 2013	6	Kieran Johnson 2016	7	Preston Snobl, 2017	3		
Preston Snobl 2018	4	Tanner John 2009	7	Aaron Schindler 2006	2		
Brady Martz 2015	4	Tanner John 2010	6	Alec Wheelright 2013	2		
Austin Martz 2010	4	Kieran Johnson 2015	6	Josh Harris 2011	2		
Conner Paul 2010	4	Rusty Renecker 2006	6	Austin Martz 2012	2		
Brady Tweeton 2016	4	Josh Harris 2009	6	Willie Anderson 2010	2		
Austin Martz 2011	4	Hunter Zenzen, 2019	6	Zach Hochhalter 2010	2		
Owen Riddle, 2021& 2022	4			Preston Snobl, 2018	2		
Spencer Cook 2009	4						
Tackle On Kicks		Defensive Points		Team Most Interceptions			
Jace Nosal 2013	18	Hunter Zenzen, 2019	324	2018	22		
Austin Martz 2010	17	Hunter Zenzen 2018	314	2022	18		
Noah Stanford, 2023	16	Austin Martz 2010	265	2016	18		
Willie Anderson 2010	15	Jacob Grosz 2009	262	2013	17		
Jace Nosal 2012	15	Jonny Robideau, 2021	256	2021	15		
Joey Mark, 2020	13	Preston Snobl 2018	253	2009	14		
Preston Snobl 2016	13	Kaden Zenzen, 2021	244	2008	14		
Stuart Brandt 2010	13	Brooks Martinson 2018	243	2019	14		
Hunter Zenzen, 2019	13	Brady Martz, 2017	223	2010	13		
Rylee Anderson 2012	13	Jace Nosal 2012	222	2015	12		
		Brady Kroll, 2019	221	2023	12		
		Peyton Amundson, 2023	217	2012	11		
		Nick Robideau, 2023	210	2017	11		
*Agassiz Valley Coop but Barnesville athlete		Cody Cox 2006	210				
		Jacob Grosz 2008	204				

CAREER OFFENSIVE INDIVIDUAL RECORDS

Rushing Total Yards Career (1000 min)		Rushing Average Career (80 carries min)					
Michael Strand	3423	Michael Strand	326-3423	10.5		Rushing Attempts	
Brady Tweeton	3354	Brady Tweeton	329-3354	10.1		Tony Harris*	394
Adam Tonsfeldt	3219	Jacob Bashor	83-829	10		Adam Tonsfeldt	332
Tony Harris*	2473	Austin Martz	236-2313	9.8		Brady Tweeton	329
Dean Halverson	2453	Adam Tonsfeldt	332-3219	9.7		Michael Strand	326
Zach Hochhalter	2361	Hunter Anderson	130-1217	9.7		Zach Hochhalter	314
Austin Martz	2313	John Roller	171-1643	9.6		Dean Halverson	308
Adam Rice	2273	Aaron Schiefert	149-1396	9.37		Colby Braton	290
Brady Martz	2046	Brady Martz	329-3354	8.9		Adam Rice	284
Cameron Heng	1934	Andrew Pederson	128-1129	8.8		Cameron Heng	279
Colby Braton	1721	Nick Detloff	166-1434	8.6		Austin Martz	236
John Roller	1643	Ethan Larson	123-1022	8.3		Brady Martz	230
Nick Detloff	1434	Adam Rice	284 - 2273	8.0		Noah Krause	213
Aaron Schiefert	1396	Dean Halverson	308—2453	7.96			
Noah Krause	1269	Stuart Brandt	123-946	7.69			
Jacob Grosz	1254	Connor John	149-1082	7.5			
Cody Cox	1234	Jacob Grosz	178-1254	7.0			
Rushing Touchdowns		Total Points Scored			Total Offense (Rushing + Receiving)		
Michael Strand	60	Michael Strand	582		Michael Strand	4,052	
Brady Tweeton	55	Brady Tweeton	418		Brady Tweeton	3,937	
Adam Tonsfeldt	45	Adam Tonsfeldt	332		Adam Tonsfeldt	3,219	
Zach Hochhalter	35	Adam Rice	278		Adam Rice	2766	
Adam Rice	35	Austin Martz	264		Austin Martz	2742	
Austin Martz	30	Cameron Heng	244		Tony Harris*	2683	
Tony Harris*	27	Zach Hochhalter	232		Zach Hochhalter	2657	
Cameron Heng	25	Brady Martz	226		Dean Halverson	2543	
Colby Braton	24	Tony Harris*	206		Cameron Heng	2294	
Brady Martz	23	Colby Braton	182		Brady Martz	2246	
		John Hagen	177		Colby Braton	2086	
Passing Yard Career		Passing Touchdowns			Passing Percentage		
Matt Askegaard*	2792	Robbie Strand	37		Kyler Martz	63.9	
Robbie Strand	2277	Matt Askegaard*	31		Zachary Bredman	58.2	
Kyler Martz	1979	Zachary Bredman	27		Spencer Cook	55.3	
Ethan Ishaug	1807	Kyler Martz	25		Ethan Ishaug	54	
Zachary Bredman	1641	Adam Tonsfeldt	23		Robbie Strand	53.8	
Spencer Cook	1607	Ethan Ishaug	20		Caleb Stetz	53.5	
Caleb Stetz	1346	Caleb Stetz	20				
Most Interceptions thrown		Completed Passes			Attempted Passes		
Marty Gray*	21	Marty Gray*	145		Marty Gray*	317	
Zach Olson	15	Robbie Strand	119		Robbie Strand	221	
Mark Kragnes	14	Ethan Ishaug	114		Ethan Ishaug	211	
Spencer Cook	11	Kyler Martz	103		Spencer Cook	170	
Robbie Strand	8	Spencer Cook	94		Zach Olson	162	
Caleb Stetz	8	Zachary Bredman	85		Kyler Martz	161	

Adam Tonsfeldt	7	Matt Askegaard*	84				
Ethan Ishaug	7	Caleb Stetz	84				
Most Receptions		Most Touchdowns Receiving		Most Yards Receiving			
Brady Tweeton	39	Kaden Zenzen	13	Kaden Zenzen	673		
Jesse Rostad*	36	Michael Strand	11	Michael Strand	629		
Jacob Grosz	33	Hunter Zenzen	10	Brady Tweeton	583		
Kaden Zenzen	32	Austin Martz	9	Adam Rice	493		
Michael Strand	28	Jesse Rostad*	8	Zach Buth	468		
Hunter Zenzen	28	Brady Tweeton	7	Hunter Zenzen	435		
Austin Martz	24	Preston Snobl	7	Austin Martz	429		
Zach Buth	23	Colby Braton	6	Jacob Grosz	427		
		Zach Buth	6				
		Braeden Bredman	6				
Best PAT Percentage		Most PAT's		Most Field Goals			
John Hagen	86.6	John Hagen	110	John Hagen	8		
Jared Affield	84.2	Isaac Maneval	53	Asgeir Hlodverson*	3		
Isaac Maneval	82.8	Alex Settelmeyer	45	Alex Settelmeyer	3		
Nolan Rick	76.7	Michael Strand	40	Jared Affield	2		
Alex Settelmeyer	76.2	Nolan Rick	33	Isaac Maneval	2		
Connor Morse	73.6	Jared Affield	32				
Firmian Elsholz	71.1	Asgeir Hlodverson*	26				
		Firmian Elsholz	27				
Punt Returns Most		Punt Returns for TD's		Punt Return Yards (5 returns minimum)			
Michael Strand	52	Michael Strand	9	Michael Strand	1258		
Chase Brenner	27	Asher O'Brien	4	Chase Brenner	437		
Brady Tweeton	25	Adam Tonsfeldt	2	Asher O'Brien	414		
Adam Tonsfeldt	21			Adam Tonsfeldt	388		
Asher O'Brien	19			Brady Tweeton	280		
Punting Average		Kickoff Return for TD's		Kickoff Return Average (5 Returns Minimum)			
Brady Carlsrud*	37.6	Josh Tweeton	3	Josh Tweeton (9/399)	44.3		
Jacob Grosz	37.2	Brady Martz	3	Tony Harris*	38.7		
Adam Rice	35.7	Austin Martz	2	Brady Martz (25/692)	27.7		
Preston Snobl	34.8	Adam Rice	2	Austin Martz (12/313)	26.1		
Michael Strand	34.5	John Hagen	2	Preston Snobl (17/429)	25.2		
		Preston Snobl	2	Cameron Heng (21/410)	19.5		
Most Kickoffs Attempted		Kickoff Average		Ethan Larson	19.3		
Connor Morse	160	Asgeir Hlodverson*	55.2	Michael Strand (18/333)	18.9		
Alex Settelmeyer	135	Alex Settelmeyer	47	Braeden Bredman (22/402)	18.3		
Isaac Maneval	109	Connor Morse	46.8	Adam Rice (48/869)	18.1		
John Hagen	93	Kaden Zenzen	45				
Peyton Amundson	83	John Hagen	44.4				
Firmian Elsholz	67	Isaac Maneval	43.2				
Jared Affield	62	Peyton Amundson	41.6				
Kaden Zenzen	55	Nolan Rick	40.8				
		Firmian Elsholz	39.7				

* Agassiz Valley Coop but Barnesville athlete

SEASON INDIVIDUAL OFFENSIVE RECORDS

Rushing Total Yards Season		Rushing Average Season (50 Carries Min)			Total Offense (Rush + Rec)		
Brady Tweeton 2016	1901	Michael Strand -2013	106-1701	16	Brady Tweeton 2016	2109	
Michael Strand 2013	1701	Gannon Bolgrean, 2023	86-1056	12.3	Michael Strand 2013	2007	
Adam Tonsfeldt, 2019	1606	Brady Tweeton 2016	167-1901	11.4	Adam Tonsfeldt, 2019	1606	
Nick Detloff, 2018	1284	Adam Tonsfeldt, 2019	136-1606	11.8	Brady Martz, 2017	1429	
Brady Martz, 2017	1278	Adam Rice 2011	71-772	10.9	Cameron Heng, 2021	1419	
Jim Schindler 1961	1262	John Roller, 2022	99-1053	10.6	Matt Ness 1991*	1345	
Matt Ness* 1991	1232	Jacob Bashor 2009	60-634	10.6	Michael Strand 2012	1317	
Cameron Heng, 2021	1203	Brady Martz 2016	68-710	10.4	Nick Detloff, 2018	1293	
Jay McEvers 1964	1186	Austin Martz 2012	91-936	10.3	Gannon Bolgrean, 2023	1256	
Gannon Bolgrean, 2023	1056	Aaron Schiefert, 2019	65-672	10.3	Zach Hochhalter 2010	1188	
John Roller, 2022	1053	Adam Tonsfeldt, 2020	81-809	10	Touchdown Receptions		
Michael Strand 2012	1040	Hunter Anderson, 2019	76-761	10.0	Kaden Zenzen, 2021	9	
Zach Hochhalter 2010	1039	Bryce Schmaltz	63-601	9.5	Jesse Rostad * 1996	8	
Perry Ferris 1978	1035	Stuart Brandt 2012	69-646	9.4	Hunter Zenzen, 2019	7	
Brady Tweeton, 2017	1008	Austin Martz 2010	67-627	9.4	Michael Strand 1996	6	
Austin Martz 2012	936	Brady Tweeton, 2017	107-1008	9.4	Tanner John 2010	6	
Dean Halverson 1982	931	Ethan Larson, 2023	71-639	9.0	Zach Buth 2009	5	
Colby Braton 2011	872				Colby Braton 2011	5	
Dean Halverson 1983	864				Preston Snobl, 2018	5	
Tom Iverson 1975	820				Gannon Bolgrean, 2023	5	
Rushing Touchdowns		Total Points Scored			Receptions In a Season		
Michael Strand 2013	31	Michael Strand 2013	272		Jesse Rostad* 1996	36	
Brady Tweeton 2016	28	Brady Tweeton 2016	208		Brian Raftavold 1985	25	
Adam Tonsfeldt, 2019	26	Michael Strand 2012	198		Kyle Tweeton 1987	23	
Michael Strand, 2012	19	Adam Tonsfeldt, 2019	174		Jack Lien 2015	19	
Ethan Larson, 2023	15	Cameron Heng, 2021	134		Jacob Grosz 2009	19	
Cameron Heng, 2021	14	Adam Rice 2011	118		Kaden Zenzen, 2021	18	
John Roller, 2022	13	Ethan Larson, 2023	112		Brady Tweeton 2015	17	
Zach Hochhalter 2010	13	John Hagen 2010	112		Spencer Bernier 1976	17	
Adam Rice 2011	12	Austin Martz 2012	110		Boone Mahar 2010	16	
Perry Ferris 1978	12	Preston Snobl, 2018	107		Connor John 2010	16	
Gannon Bolgrean, 2023	11	Gannon Bolgrean, 2023	104		Gary Smith 1975	16	
		Braeden Bredman, 2022	102				
		Chase Brenner, 2018	100				
Passing Yards Season		Passing Touchdowns			Passing Percentage		
Matt Askegaard*1996	1328	Robbie Strand 2011	18		Zachary Bredman	32-46	69.6
Robbie Strand 2010	1148	Robbie Strand 2010	18		Kyler Martz 2013	56-87	64.4
Zachary Bredman, 2023	1034	Noah Krause, 2021	17		Kyler Martz 2012	46-73	63
Kyler Martz 2013	1028	Kyler Martz 2013	15		Adam Tonsfeldt, 2020	16-27	59.3
Robbie Strand, 2011	1016	Zachary Bredman, 2022	14		Spencer Cook 2008	49-83	59
Ethan Ishaug 2015	930	Matt Askegaard*1996	14		Spencer Cook 2009	49-85	57.6
Kyler Martz 2012	914	Zachary Bredman, 2023	13		Adam Tonsfeldt, 2019	28-49	57.1
Spencer Cook 2009	909	Adam Tonsfeldt, 2019	13		Jimmy Solum* 1994		55.1
		Ethan Ishaug 2014	13		Robbie Strand 2011	53-97	54.6
Fewest Interceptions		Completed Passes			Attempted Passes		
Zachary Bredman	1	Matt Askegaard*1996	84		Matt Askegaard*1996	163	
Caleb Stetz 2016	2	Ethan Ishaug 2015	65		Ethan Ishaug 2015	116	
Ethan Ishaug 2014	2	Robbie Strand 2010	59		Robbie Strand 2010	114	

Robbie Strand 2011	2	Kyler Martz 2013	56	Zachary Bredman, 2023	100
Zach Olson 2006	2	Robbie Strand 2011	53	Robbie Strand 2011	97
Kyler Martz 2013	3	Zachary Bredman, 2023	53	Ethan Ishaug 2014	91
Kyler Martz 2012	3	Ethan Ishaug 2014	49	Kyler Martz 2013	87
Spencer Cook 2009	3	Spencer Cook 2009	49	Spencer Cook 2009	85
Noah Krause, 2021	3	Spencer Cook 2008	49	Spencer Cook 2008	85
Best PAT Percentage		Most PAT's		Most Field Goals	
Isaac Maneval 2022	86.7	John Hagen 2010	61	John Hagen 2010	5
Alex Settelmeyer 2014	86	John Hagen 2009	49	John Hagen 2009	3
Nolan Rick, 2020	84.6	Isaac Maneval 2022	39	Alex Settelmeyer 2014	3
Jared Affield 2015	84	Jared Affield 2015	32	Asgeir Hlodverson* 1995	2
Isaac Maneval	73.6	Asgeir Hlodverson* 1995	28	Jared Affield 2015	2
Nolan Rick, 2019	73.3	Firmian Elsholz, 2017	27	Isaac Maneval, 2021	2
		Alex Settelmeyer 2014	25		
Punt Returns Most		Punt Returns for TD's		Punt Return Yards (5 returns minimum)	
Michael Strand 2012	20	Asher O'Brien, 2023	4	Michael Strand 2011	544
Michael Strand 2011	20	Michael Strand 2013	3	Michael Strand 2012	430
Chase Brenner, 2018	20	Michael Strand 2012	3	Asher O'Brien, 2023	414
Brady Tweeton, 2015	19	Michael Strand 2011	3	Adam Tonsfeldt, 2019	347
Adam Tonsfeldt, 2019	19	Chris Schenk *1991	2	Chase Brenner, 2018	320
Asher O'Brien	19	Adam Tonsfeldt, 2019	2	Michael Strand 2013	283
Punting Average		Kickoff Return for TD's		Kickoff Return Average (5 Returns Minimum)	
Jacob Grosz 2009	39.6	Tony Harris *1995	2	Tony Harris * 1995	40.3
Adam Rice 2010	37.7	Brady Martz, 2017	2	Brady Martz, 2017	35.9
Brady Carlsrud*1998	37.6	Preston Snobl, 2018	2	Preston Snobl, 2018	32.9
Most Kickoffs Attempted		Kickoff Average		Receiving Yards in a Season	
John Hagen	93	Asgeir Hlodverson*	55.2	Kaden Zenzen, 2021	418
Connor Morse, 2019	87	Connor Morse, 2019	48.3	Gary Smith 1975	354
Alex Settelmeyer 2013	86	Kaden Zenzen, 2021	45.5	Adam Rice, 2009	340
Peyton Amundson, 2023	83	Connor Morse, 2018	45	Ethan Ishaug 2013	334
Isaac Maneval, 2022	83	John Hagen 2010	44.4	Boone Mahar, 2010	322
Connor Morse, 2018	73	Isaac Maneval, 2022	43.1	Major Ness, 2023	312
Firmian Elsholz, 2017	67	Jacob Kletsch, 2011	42.4	Michael Strand 2013	306
Jacob Kletsch 2011	59	Peyton Amundson, 2023	41.6	Zach Butth 2009	305
Alex Settelmeyer 2012	50	Nolan Rick, 2020	40.8		
* Agassiz Valley Coop but Barnesville athlete					

Individual Offensive Game Records

Rushing Game			Passing Game		
Brady Carlsrud *	vs Frazee 1998	288	Matt Askegaard *	vs DGF 1996	255
Adam Tonsfeldt	vs Morris 2020	248	Mark Kragness	vs Frazee 1986	241
Cameron Heng	vs Detroit Lakes, 2021	240	Mark Kragness	vs Perham 1986	231
Michael Strand	vs. OTC 2013	237	Kyler Martz	vs UNC 2012	228
Brady Tweeton	vs Hawley 2016	236	Ethan Ishaug	vs Warroad 2014	193
Brady Tweeton	vs Crookston 2017	230	Noah Krause	vs Hawley 2021	173
Brian Dilbeck	vs Perham 1986	225	Robbie Strand	vs UNC 2011	168
Brady Tweeton	vs Crookston 2016	218	Kyler Martz	vs UNC 2013	168
Adam Tonsfeldt	vs Hawley, 2019	217	Robbie Strand	vs Pine River-Backus 2010	161
Michael Strand	vs WCA 2013	212	Kyler Martz	vs Frazee 2013	160
Michael Strand	vs Frazee 2013	208	Robbie Strand	vs Browerville 2011	159
Adam Rice	vs Goodhue 2010	198	Caleb Stetz	vs Roseau, 2017	159
Michael Strand	vs Hawley 2012	197	Adam Tonsfeldt	vs Breckenridge 2020	156
Brady Martz	vs DGF 2017	195			
Brady Tweeton	vs Hawley, 2017	193	Passing Touchdowns in a Game		
Brady Tweeton	vs Breckenridge, 2017	192	Robbie Strand	vs Browerville 2011	4
Michael Strand	vs Bagley 2012	191	Robbie Strand	vs Bagley 2010	4
Rushing Touchdowns in a Game			Kyler Martz	vs LPGE 2013	4
Michael Strand	vs WCA 2013	5	Caleb Stetz	vs Roseau, 2017	4
Michael Strand	vs Hawley 2012	4	Kyler Martz	vs Frazee 2013	3
Brady Tweeton	vs Crookston 2016	4	Kyler Martz	vs UNC 2012	3
Brady Martz	vs Warroad 2016	4	Caleb Stetz	vs Warroad 2016	3
Brady Tweeton	vs Breckenridge 2016	4	Tom Holter	vs Wheaton 1951	3
Michael Strand	vs UNC 2013	4	Adam Tonsfeldt	vs Breckenridge 2020	3
Cameron Heng	vs Detroit Lakes, 2021	4	Noah Krause	vs Eden Valley Watkins 2021	3
			Zachary Bredman	vs Crookston (final) 2022	3
			Zachary Bredman	vs Chatfield, 2022	3
Receptions in a game			Passing Completions in a Game		
Jack Lien	vs DGF 2016	6	Jimmy Solum *	vs Perham 1994	16
Jacob Grosz	vs Pelican Rapids 2010	5	Kyler Martz	vs UNC 2013	11
Nick Randklev	vs Hawley 2014	4	Kyler Martz	vs LPGE 2013	10
Colby Braton	vs Warroad 2011	4	Caleb Stetz	vs UNC 2016	10
Boone Mahar	vs Browerville 2010	4	Ethan Ishaug	vs Hawley 2014	9
Boone Mahar	vs New Ulm Cathedral	4	Robbie Strand	vs Browerville 2010	9
			Robbie Strand	vs Pine River-Backus 2010	9
Receiving Yards in a game			Kyler Martz	vs UNC 2012	8
Doug Carlsrud	vs Perham 1965	158	Robbie Strand	vs Browerville 2011	8
Adam Rice	vs Pelican Rapids 2011	130	Robbie Strand	vs Pelican Rapids 2011	8
Jesse Rostad *	vs OTC 1996	129	Spencer Cook	vs Pine River Backus 2008	8
Isaac Goedtko	vs UNC 2012	128	Zachary Bredman	vs Eden Valley Watkins, 2023	8
Braeden Bredman	vs Hawley 2021	116	Points Scored in a Game		
Austin Martz	vs UNC 2012	113	Michael Strand	vs WCA 2013	42
Michael Strand	vs Frazee 2013	113	Brady Tweeton	vs Breckenridge	36
Cameron Heng	vs Breckenridge 2020	99	Michael Strand	vs UNC 2013	32
Ethan Ishaug	vs LPGE 2013	93	Brady Tweeton	vs Crookston, 2017	32
Receiving Touchdowns in a game			Cameron Heng	vs Detroit Lakes, 2021	32
Don Anderson	vs Wheaton 1951	3	Michael Strand	vs LPGE 2013	31
Kaden Zenzen	vs Eden Valley Watkins, 2021	2	Brady Martz	vs Warroad 2016	30
Isaac Goedtko	vs UNC 2012	2	Brady Tweeton	vs Breckenridge, 2017	30
Colby Braton	vs Warroad 2011	2	Michael Strand	vs Hawley 2014	28
Jordan Bang	vs Crookston 2014	2			

Receiving Touchdowns in a game (continued)			Points scored in a game (continued)		
Tanner John	vs Bagley 2010	2	Michael Strand	vs WDC 2013	28
Jesse Rostad *	vs Frazee & Warroad 1996	2	Adam Rice	vs UNC 2011	27
Brandon Fankhanel *	vs Hawley 2005	2	Adam Tonsfeldt	vs Hawley, 2019	26
Jackson Wahl	vs Roseau, 2017	2	Adam Tonsfeldt	vs Breckenridge, 2019	26
Jackson Wahl	vs Warroad, 2019	2	Adam Tonsfeldt	vs Crookston, 2019	26
			Brady Tweeton	vs Pillager 2016	26
			Michael Strand	vs Frazee 2013	26
LONGEST PASS PLAY FOR TD			Longest Field Goal		
1996*	Matt Askegaard to Jesse Rostad* vs OTC	97			
1965	Jay Janecky to Doug Carlsrud	96	Mike Smilonich	vs Perham 1984	44
2013	Kyler Martz to Michael Strand vs Frazee	85	Asgeir Hlodversson *	vs Perham 1995	40
2009	Spencer Cook to Leland Volrath	83			
1976	Paul Anderson to Dave Herbranson	80	Longest Kickoff Returned for TD		
2012	Michael Strand to Isaac Goedtke vs UNC	79	Chris Schenck*	vs Bagley 1991	94
2022	Zachary Bredman to Dawson Gregg vs JCC	77	Ethan Larson	vs Osakis 2022	89
2011	Robbie Strand to Adam Rice vs Pelican Rapids	75	Josh Tweeton	vs Staples-Motley 2014	89
2021	Noah Krause to Cameron Heng vs Eden Valley Watkins	75	Josh Tweeton	vs Warroad 2015	85
2011	Robbie Strand to Adam Rice vs UNC	72	Cameron Heng	vs Pelican Rapids 2021	83
			Preston Snobl	vs Hawley, 2018	80
			Brady Martz	vs Crookston, 2017	77
			Braeden Bredman	vs Hawley 2022	76
			Gannon Bolgrean	vs Staples-Motley 2022	72
Longest Run for TD			Longest Punt Return for TD		
1989	Wayne Krueger vs Frazee	99	Bobby Anderson*	vs OTC 1996	79
2010	Zach Hochhalter vs Goodhue	95	Asher O'Brien	vs Crookston 2023	77
1970	Jon Nicklay vs Pelican Rapids	92	John Hagen	vs WHA 2010	75
1975	Dan Solum vs Dilworth	91	Michael Strand	vs UNC 2011	72
2016	Brady Tweeton vs OTC	86	Michael Strand	vs UNC 2012	67
2016	Brady Tweeton vs Hawley	85	Michael Strand	vs Warroad 2013	66
2010	Austin Martz vs Goodhue	82	Chase Brenner	vs Pelican Rapids 2018	65
2013	Michael Strand vs OTC	81	Michael Strand	vs LPGE 2013	62
2021	Cameron Heng vs Crookston	80			
Longest Punt			Most PAT's Made in a Game		
Jacob Grosz	vs Hawley 2009	63	John Hagen	vs Bagley 2010	9
Preston Snobl	vs Breckenridge, 2018	61	John Hagen	vs PRB 2010	8
Jacob Grosz	vs Parkers Prairie 2009	57	Connor Morse	vs Frazee 2018	8
Jacob Grosz	vs Frazee 2009	55			

Team Records Season

Scoring Average		Defensive Average		Most Points Scored	
2013	50	1951	3.5	2023	602
2012	47	1961	4.0	2019	568
2011	46.8	2022	5.2	2013	550
2009	44.6	2011	6.5	2022	549
2019	43.6	1950	6.6	2009	536
2023	43.0	2013	7.8	2012	517
2020	43	1981	8	2016	485
2022	42.2	1975	8.1	2018	480
2016	40.4	1977	8.55	2011	464
2010	38.6	1978	8.75	2021	456
2021	38	2009	8.8		
		2010	8.9		
Most Rushing Yards		Most Passing Yards/Receiving Yards		Total Offensive Yards	
2019	4407	1996*	1337	2023	5,173
2018	4361	2010	1161	2019	5035
2016	4301	2009	1132	2016	4976
2023	4101	2012	1100	2018	4904
2022	3973	2023	1072	2010	4876
2010	3715	2011	1062	2022	4682
2021	3615	2013	1028	2012	4574
2012	3474			2021	4520
2013	3456			2013	4484
2017	3395	Fewest 1st downs given up		2011	4004
2009	3206	2011	67	2009	4338
Most 1st Downs		2012	72	2017	4066
2018	199	2009	77	Lowest Opponent Rush per game avg.	
2016	198	2013	77	2022	69.4
2010	188	2008	80	2021	71.5
2017	187			2011	74.4
2023	183	Shutouts in season		2020	75.8
2022	183	2023	6	2023	94.8
2021	183	2022	6	2018	99.3
2019	176	2018	5	2009	101.3
2009	155	2009	5	2013	111.3
		2011	4	Lowest opponent offense per game	
		2010	4	2011	126.7
				2009	140.6
				2022	146
				2013	149.5
				2019	173.3
				2018	192.7
				2023	194.1
				2021	198.5
*Agassiz Valley Coop but Barnesville athlete					

Team Records Game

Most Total Yards in a Game			Most Yards Rushing in a Game		
2019	vs Warroad	605	2016	vs Frazee	560
2020	vs Morris	589	2012	vs USA	536
2016	vs Frazee	567	2020	vs Morris	525
2011	vs USA	551	2018	vs Frazee	484
2015	vs Warroad	549	2013	vs USA	484
2012	vs WDC	540	2011	vs USA	464
2013	vs USA	536	2010	vs Goodhue	460
2010	vs Goodhue	527			
2018	vs Frazee	523	Fewest Yards Given Up in a Game		
Most Yards Passing in a Game			1964	vs Glyndon	-26
1996	vs DGF	255	2009	vs Walker	-21
1986	vs Frazee	241	2009	vs PRB	21
1986	vs EGF	231	2013	vs WDC	27
2012	vs UNC	228	2023	vs Crookston	30
1959	vs Perham	226	2011	vs USA	30
2014	vs Warroad	193	2015	vs Pelican Rapids	34
			2012	vs KMS	35
Most Points Scored in a Game			1967	vs Hawley	40
2018	vs Frazee	74	2022	vs Staples-Motley	50
2009	vs Blackduck	74	Fewest First Downs Given up		
2013	vs WDC	70	2018	vs Pelican Rapids	1
2011	vs UNC	69	2009	vs Blackduck	1
2013	vs UNC	68	2009	vs Walker	1
2019	vs Warroad	64	2023	vs Crookston	2
2011	vs LPGE	63	2009	vs Pine River-Backus	2
			2012	vs LPGE	2
Fewest Opponents Yards Rushing in a Game			2013	vs WDC	2
1964	vs Glyndon	-26	2008	vs Blackduck	3
2009	vs Walker	-21	2008	vs Walker	3
2008	vs PRB	-20	2008	vs Walker	3
2013	vs WDC	2	2005	vs Walker	3
2022	vs Crookston(final)	2	2021	vs Crookston	3
2022	vs Crookston	3			
1967	vs Hawley	7	Most First Downs in Game		
2005	vs Walker	8	2016	vs Warroad	24
2022	vs Pelican Rapids	15	2010	vs Browerville	23
2021	vs Staples Motley	19	2015	vs Warroad	23
2009	vs PRB	23	2021	vs Detroit Lakes	23
1969	vs Elbow Lake	24	2008	vs Walker	22
2022	vs MLWR	28	2017	vs Crookston	22
2023	vs Crookston	30	2016	vs UNC	21
			2014	vs Crookston	21
Team Interceptions in a Game			2018	vs Minneapolis North	21
2016	vs UNC	5	2021	vs Hawley	21
2022	vs Chatfield	4			
2021	vs Pelican Rapids (section final)	4	Team Blocked Punts in a Game		
2008	vs Blackduck	4	1969	vs Glyndon Felton	4
1972	vs Perham	4			
1971	vs Perham	4			
2019	vs Warroad	4			
2013	vs NYM	3			
2013	vs WCA	3			
2013	vs Warroad	3			
2018	vs MLWR	3			
2018	vs Frazee	3			

BARNESVILLE HIGH SCHOOL FOOTBALL						
	Win	Loss	Ties	Coach		
2023	13	1		Bryan Strand	Mid Northwest District Champs, Section 8AA Champs, State AA Runner Up	
2022	13	0		Bryan Strand	Midwest District Champs, Section 8AA champs, State AA Champions	
2021	9	3		Bryan Strand	Section 8AA Champs, State AA semi-finals	
2020	7	0		Bryan Strand	Midwest District Champs, Section 8AA Co Champs	*no state tourney offered
2019	12	1		Bryan Strand	Midwest District Champs, Section 8AA champion, State Semi finals AA	
2018	11	3		Bryan Strand	Section 8AA Champion, State AA Runner - up	
2017	10	2		Bryan Strand	Section 8AA Champion, State AA Tournament	
2016	11	1		Bryan Strand	Midwest district champs, section 8AA champs, State Semi-finals AA	
2015	7	4		Bryan Strand	Section runner up 8AA	
2014	6	4		Bryan Strand		
2013	10	1		Bryan Strand	Conference Champs, Section 8AA runner ups	
2012	10	1		Bryan Strand	Conference Champs, Section 8AA Runner ups	
2011	9	1		Bryan Strand	Conference Champs	
2010	13	1		Bryan Strand	State Class A Runner Up/Conf Champs Section 6A Champs	
2009	11	1		Bryan Strand	State Class A Participant/conference champs Section 6A Champs	
2008	7	3		Bryan Strand		
2007	7	3		Bryan Strand		
2006	2	7		Bryan Strand		
2005	1	8		Bryan Strand		
2004	0	9		Stacy Martz		
2003	4	5		Stacy Martz		
2002	3	6		Stacy Martz		
2001	1	8		Stacy Martz		
2000	2	7		Al Krueger	**1991-2008 Agasiz Valley Football	
1999	3	6		Al Krueger	Barnesville and Rothsay	
1998	4	6		Al Krueger		
1997	4	5		Al Krueger		
1996	4	5		Craig Samuelson		
1995	6	4		Craig Samuelson		
1994	7	3		Craig Samuelson		
1993	7	4		Craig Samuelson		
1992	5	4		Craig Samuelson		
1991	7	3		Craig Samuelson		
1990	1	7		Todd Halverson		
1989	1	7		Todd Halverson		
1988	2	6		Larry Anderson		
1987	3	5		Larry Anderson		
1986	1	7		Larry Anderson		
1985	2	7		Larry Anderson		
1984	5	5		Larry Anderson		
1983	5	4		Larry Anderson		
1982	5	3		Larry Anderson		
1981	7	2		Larry Anderson		
1980	5	4		Larry Anderson		
1979	5	4		Larry Anderson		
1978	11	1		Larry Anderson	State Class B Runner Ups/Conf Champs	
1977	5	4		Larry Anderson		
1976	8	2		Dennis Hale		
1975	7	3		Dennis Hale	Conference Champs	
1974	7	2		Dennis Hale	Conference Champs-tied	
1973	2	7		Dennis Hale		
1972	6	2	1	Gary Vorachek		
1971	4	4	1	Gary Vorachek		
1970	5	3	1	Gary Vorachek		
1969	2	6	1	Gary Vorachek		
1968	4	5		Gary Vorachek		
1967	2	7		Gary Vorachek		

1966	1	6	1	George Nelson		
1965	3	3	2	Don Kerlin		
1964	4	4		Don Kerlin		
1963	3	5		Don Kerlin		
1962	6	2		Don Kerlin	3 way tie for HOL title	
1961	8	0		Don Kerlin	HOL Champs	
1960	4	4		Don Kerlin		
1959	5	0	3	Don Kerlin		
1958	4	4		Don Kerlin		
1957	2	6		Don Kerlin		
1956	7	0	1	Bill Anderson	share of conference championship	
1955	3	4	1	Bill Anderson		
1954	1	7		Bill Anderson		
1953	2	6		Bill Anderson		
1952	3	2	2	Don Bredell		
1951	7	0	1	Don Bredell	HOL champs	
1950	5	2	1	Don Bredell		
1949	3	5		Don Bredell		
1948	1	6		Martin Soliah		
1947	2	5	1	Martin Soliah		
1946				Martin Soliah		
1945	0	5	1	Otto Beseman		
1944				Otto Beseman		
1943				Birger Johnson		
1942	1	5		Ted Meinhover		
1941	4	2	1	Fritz Grewing		
1940	3	2	2	Fritz Grewing		
1939	3	3	1	Leo Stenback		
1938				Leo Stenback		
1937				Leo Stenback		
1936	2	4	1	Schwartz		
1935	1	5	1	Solberg		
1934	1	5		Solberg		
1933	0	5		Hayden		
1932						
778	420	334	24			

Head Coach	Years	Games Coached	Wins	Losses	Ties	Winning %
Bryan Strand	2005-	214	169	45		78.97%
Stacy Martz	2001-2004	36	8	28		22.22%
Al Krueger	1997-2000	37	13	24		35.14%
Craig Samuelson	1991-1996	59	36	23		61.02%
Todd Halverson	1989-1990	16	2	14		12.50%
Larry Anderson	1977-1988	108	56	52		51.85%
Dennis Hale	1973-1976	38	24	14		63.16%
Gary Vorachek	1967-1972	54	23	27	4	42.59%
George Nelson	1966	8	1	6	1	12.50%
Don Kerlin	1957-1965	72	39	28	5	54.17%
Bill Anderson	1953-1956	32	13	17	2	40.63%
Don Bredell	1949-1952	31	18	9	4	58.06%
Martin Soliah	1947-1948	15	3	11	1	20.00%
Otto Besemen	1944-1945	6	0	5	1	0.00%
Birger Johnson	1943	0				
Ted Meinhover	1942	6	1	5		16.67%
Fritz Grewing	1940-1941	14	7	4	3	50.00%
Leo Stenback	1937-1939	7	3	3	1	42.86%
Schwartz	1936	7	2	4	1	28.57%
Solberg	1934-1935	13	2	10	1	15.38%
Hayden	1933	5	0	5		0.00%
		778	420	334	24	53.98%